

Royal  Botania

B e l g i a n o u t d o o r l u x u r y

“ TO THOSE WHO HAVE EXPERIENCED THE PASSION FOR
BEAUTY, THE ORDINARY WILL NO LONGER APPEAL. ”

Willem Elsschot
1882-1960

2019 OUTDOOR COLLECTION

For devotees of aesthetic refinement our dedicated team has created a line of exceptional outdoor furniture. The successful blend of precision and functionality is aimed at fulfilling each and every wish of our discerning customers. Indeed, your leisure is our pleasure.

Pour les adeptes de l'esthétisme, notre équipe a créé une ligne exceptionnelle de mobilier de jardin. Un savant mélange de précision et de fonctionnalité vise à satisfaire chacun des désirs de nos clients. En effet, votre loisir est notre plaisir.

Für begeisterte Anhänger der ästhetischen Verfeinerung hat unser engagiertes Team eine Linie außergewöhnlicher Gartenmöbel erschafft. Die erfolgreiche Mischung aus Präzision und Funktionalität ist auf die Erfüllung jedes einzelnen Wunsches unserer privilegierten Kunden ausgerichtet. In der Tat, Ihre Freizeit ist unser Vergnügen.

Voor liefhebbers van esthetische verfijning, heeft ons toegewijd team een collectie uitzonderlijke buitenmeubelen gecreëerd. De succesvolle samensmelting van precisie en functionaliteit is gericht op het vervullen van iedere wens van ons geprivilegieerd cliënteel. Inderdaad, uw vrije tijd is onze passie.

Per gli appassionati della perfezione estetica abbiamo creato una linea di mobili da giardino eccezionali. L'insieme di precisione e funzionalità è finalizzato a soddisfare ogni singolo desiderio della nostra clientela privilegiata. Il Vostro tempo libero è la nostra passione.

Para los más exigentes en cuanto al diseño, nuestro equipo ha creado una línea excepcional de muebles de exterior. La lograda mezcla entre precisión y funcionalidad va dirigida a cumplir cada uno de los deseos más exigentes de nuestros privilegiados clientes. Efectivamente, su ocio es nuestra dedicación.



INDULGE YOURSELF
IN ULTIMATE LUXURY!

COLLECTIONS

Alura & Alura Lounge	08
Beacher	24
Del Rey	26
Discus	28
Folia	30
Ixit	36
Jive	40
Lazy Lounge	46
Lusit Lounge	48
Mozaix Lounge	52
New England	60
Ninix & Ninix Lounge	62
O-zon	80
Qt	86
Samba	92
Traverse	96
Tuskany	100
Twist	104
U-nite	108
Vigor & Vigor Lounge	116
Vita	122
Wave	128
Xqi	132
Zenhit	140
Zidiz	148
Umbrellas	154

SPECIFICATIONS

Alura	162
Alura Lounge	165
Beacher	178
Del Rey	179
Discus	180
Folia	182
Ixit	184
Jive	188
Lazy Lounge	190
Lusit Lounge	193
Mozaix Lounge	198
New England	204
Ninix	206
Ninix Lounge	216
O-zon	226
Qt	232
Samba	234
Taboela	236
Tea time	245
Traverse	251
Tuskany	254
Twist	255
U-nite	256
Vigor	260
Vigor Lounge	262
Vita	268
Wave	270
Xqi	272
Zenhit	275
Zidiz	280
Outdoor Rugs	284
Umbrellas	285
Umbrella Bases	294

COVERS

296

MAINTENANCE

296

MATERIALS &
FABRICS

298

Materials	299
Fabrics	301
Batyline	306
Color themes	307

NARA

314

OUTDOOR
LIGHTING

318

PROJECTS

324

OUR DESIGNERS

The design of a product determines its DNA, and is therefore the most important step in its conception. With this in mind, we engage the talents of carefully selected external designers to complement the work of our in-house design team. The result is a wide range of characterful products, rich in variety and always stylish and refined.



FRANK BOSCHMAN

Le design d'un produit définit son ADN. C'est donc l'étape cruciale de sa conception. Bien conscients de cela, nous faisons appel aux compétences de designers extérieurs soigneusement sélectionnés qui travaillent en complément de notre équipe interne de création. Il en résulte une importante collection de créations pleine de caractère, variée, toujours élégante et raffinée.

Das Design eines Produktes bestimmt seine DAN, und ist deshalb der wichtigste Schritt in dessen Entwicklungsprozess. Mit diesem Hintergedanken engagieren wir talentierte und sorgfältig ausgewählte externe Designer, um die Projekte unseres IN-House-Designteams zu ergänzen. Dadurch haben wir eine Reihe von aufregenden Produkten und eine sehr große Varietät von unterschiedlichen Stilen, die jedoch immer sehr geschmackvoll und raffiniert sind.



MATHIAS DE FERM

“GOOD DESIGN IS A LANGUAGE, NOT A STYLE”

Massimo Vignelli
1931-2014

Het ontwerp van een product bepaalt het DNA ervan, en is daarom de meest belangrijke stap in zijn totstandkoming. Met dit in gedachten, vragen we aan nauwkeurig gekozen externe ontwerpers, om samen met ons intern ontwerpersteam het ontwerp verder op punt te stellen. Dit resulteert in een uitgebreid gamma van karakteristieke producten, zeer gevarieerd en immer stijlvol en verfijnd.




PIERRE STELMAZYK



GUSTAV STÖRM

El diseño de un producto determina su ADN, por lo tanto, es el paso más importante en su creación. Con esto en mente, contratamos los talentos de diseñadores externos cuidadosamente seleccionados para complementar el trabajo de nuestro equipo de diseño interno. El resultado se traduce en una amplia gama de productos característicos, ricos en variedad y siempre elegantes y refinados.



ERIK NYBERG



KRIS VAN PUYVELDE

ALURA & ALURA LOUNGE

design by Kris Van Puyvelde



ALURA LOUNGER (ALR195TSPG)



ALURA ARMCHAIR (ALR55TSPG)
TABOELA TABLE 300CM (TBL300GSPG)



ALURA LOUNGE MODULE ANTHRACITE - CUSHIONS IN FLL, DECO CUSHIONS IN FL, WU & EU
ALURA LOUNGE TABLE 160CM - ALURA RELAX CHAIR (ALR77TAZU), CUSHIONS IN FL
DOME SMALL LAMP (DOMESBCL) - DOME MOVE LAMP (DOMEMBCL)
TEA TIME TABLES (TTM40TLCAZUM / TTM60TCAZUM)





ALURA LOUNGE THREE SEATER (ALRL240TWRWU) - CUSHIONS IN FLL, DECO CUSHIONS IN FL, WU & SF
 ALURA LOUNGE TABLE (ALRL80LTLWWR) - ALURA RELAX CHAIR (ALR77TWWU), CUSHIONS IN FL
 DOME SMALL LAMP (DOMESWCL)





ALURA ARMCHAIR (ALR55TWWU) - U-NITE TABLE 300CM (UNT300CWRBS)



ALURA LOUNGER (ALR195TWWU)

BEACHER

design by Kris Van Puyvelde



BEACHER FOLDABLE CHAIR (BEA65TWU)

DEL REY CHAIR

design by Kris Van Puyvelde



DEL REY FOLDABLE CHAIR (DEL47 / DEL55), CUSHIONS IN WU - DISCUS TABLE Ø130CM (DSC130WWR)

DISCUS TABLE

design by Kris Van Puyvelde



DISCUS TABLE Ø130CM (DSC130WWR) - XQI FOLDABLE ARMCHAIR (XQI55FTEPWU)

FOLIA

design by Kris Van Puyvelde



FOLIA CHAIR (FOL55BR), CUSHIONS IN LNU - U-NITE TABLE 300CM (UNT300CBTR)
FOLIA ROCKING CHAIR (FOLRBR) - LUSIT LOUNGE MODULE



FOLIA CHAIR (FOL55SB / FOL55BR / FOL55OL / FOL55MR / FOL55WR)



FOLIA ROCKING CHAIR (FOLRBR) - FOLIA FOOTREST (FOLFBR), CUSHIONS IN FL

IXIT

design by Kris Van Puyvelde



IXIT LOUNGER (IXIT195) - CUSHIONS IN WU, DECO CUSHIONS IN ZU
SHADY UMBRELLA (SHA30VTKZU)



IXIT STOOL (IXIT43) - IXIT TABLE 260CM (IXIT260)
IXIT BENCH 118CM & 178CM (IXIT118 / IXIT178)

JIVE CHAIR

design by Kris Van Puyvelde



JIVE CHAIR (JIV55WGA) - U-NITE TABLE 75CM (UNT75CACL)



JIVE CHAIR (JIV55WGA) - U-NITE TABLE 300CM (UNT300CACL)





JIVE CHAIR (JIV55A), CUSHIONS IN NGD
U-NITE TABLE 220CM (UNT220WA) - OUTDOOR RUG (RUG2030R)

LAZY LOUNGE

design by Kris Van Puyvelde



LAZY LOUNGE MODULE BRONZE, DECO CUSHIONS IN MAF, CAU & EU
TEA TIME TABLE (TTM120THCBRS)

LUSIT LOUNGE

design by Kris Van Puyvelde



LUSIT LOUNGE MODULE BRONZE (LUSSET04) - CUSHIONS IN NSD, DECO CUSHIONS IN ROU & LBU
TEA TIME TABLES (TTM60THCBRVB / TTM40TLCBRVB) - ROPY LAMPS (RPY040AB / RPYTBAB)



LUSIT LOUNGE MODULE BRONZE - CUSHIONS IN LNU, DECO CUSHIONS IN CAU & DBT
FOLIA ROCKING CHAIR (FOLRBR), CUSHIONS IN LNU

MOZAIX LOUNGE

design by Kris Van Puyvelde





MOZAIX LOUNGE MODULE (MZXSET01) - CUSHIONS IN BRT, DECO CUSHIONS IN FL, ZUT & BRH
OUTDOOR RUG (RUG2535B) - SAMBA RELAX CHAIR (SAM77BRGR)



MOZAIX LOUNGE MODULE (MZXSET02) - CUSHIONS IN BRT, DECO CUSHIONS IN FL, ZUT, BRH & NCD
OUTDOOR RUG (RUG2030G)



NEW ENGLAND

design by Pierre Stelmaszyk



NEW ENGLAND CHAIR (NEH85TK), CUSHIONS IN ZU - NEW ENGLAND FOOTREST (NE56TK)

NINIX & NINIX LOUNGE

design by Kris Van Puyvelde



NINIX CHAIR (NNX55EP), CUSHIONS IN FL - NINIX TABLE 300CM (NNX300WEP)



NINIX CHAIR (NNX55TEPWU) - NINIX TABLE 200CM (NNX200CEPWU)
NINIX LOUNGER (NNX195TEPWU) - NINIX SIDE TABLE (NNX50CEPWU)



NINIX BAR CHAIR (NNX43TEPZU) - NINIX BAR TABLE 240CM (NNX240HCEPZU)





NINIX CHAIR (NNX55TAZU) - NINIX EXTENDABLE TABLE 240-360CM (NNX360CAZU)
NINIX LOUNGER (NNX195TAZU)



NINIX LOUNGER (NNX195TWWU) - NINIX SIDE TABLE (NNX50WW)



NINIX CHAIR (NNX55TSPG) - NINIX TABLE 300CM (NNX300CSPG)
NINIX LOUNGE MODULE SAND - CUSHIONS IN SF, DECO CUSHIONS IN LBU, CAU & FL



NINIX LOUNGE ONE SEATER (NNXL100TWWU) - NINIX LOUNGE FOOTREST (NNXL80FTWWU) - CUSHIONS IN FLL



NINIX LOUNGE MODULE BRONZE - CUSHIONS IN NLD , DECO CUSHIONS IN NCD - CLUB LOUNGE LAMP (CLBL)
NINIX LOUNGER (NNX195TBRBR) - NINIX SIDE TABLE (NNX50CBRVB) - OAZZ UMBRELLA (OAZZ220VAZU)



NINIX LOUNGE MODULE BRONZE - CUSHIONS IN LNU, DECO CUSHIONS IN EU, ZU & FF
NINIX RELAX CHAIR (NNX77TBRBR), CUSHIONS IN ZU & FF

O-ZON

design by Kris Van Puyvelde



O-ZON ARMCHAIR (OZN55TEPCAU) - O-ZON TABLE Ø160CM (OZN160WSEP)



O-ZON ARMCHAIR (OZN55TSPG) - O-ZON TABLE Ø240CM (OZN240WSS)



O-ZON CHAIR (OZN47TSPG) - O-ZON TABLE Ø130CM (OZN130CSPG)





O-ZON ARMCHAIR (OZN55TEPWU) - O-ZON TABLE Ø160CM (OZN160CEPWUM)
O-ZON LOUNGER (OZN195TEPWU)

QT

design by Kris Van Puyvelde



QT ARMCHAIR (QT55TWRWU) - ZIDIZ TABLE 220CM (ZDZ220CWUM)



QT RELAX CHAIR (QT195TAZU)



QT ARMCHAIR (QT55TAZU) - TABOELA TABLE 180CM (TBL180GAZU)



SAMBA

design by Kris Van Puyvelde



SAMBA ARMCHAIR (SAM55AGR) - U-NITE TABLE 220CM (UNT220WA)
SAMBA RELAX CHAIR (SAM77AGR) - SAMBA SIDE TABLES (SAMT3A)
OUTDOOR RUG (RUG2030R)



SAMBA RELAX CHAIR (SAM77BRGR) - SAMBA SIDE TABLES (SAMT3BR)
OUTDOOR RUG (RUG2030R)



TRAVERSE

design by Mathias De Ferm



TRAVERSE FOLDABLE TABLE 80CM (TRV80FCAZUM) - ALURA ARMCHAIR (ALR55TAZU)



TRAVERSE FOLDABLE TABLE 150CM (TRV150FA) - ALURA ARMCHAIR (ALR55TAZU)



TUSKANY

design by Kris Van Puyvelde



TUSKANY HAMMOCK (TSK210G) - CUSHIONS IN NGD, DECO CUSHIONS IN NGD, WU & NCD



TWIST CHAIR

design by Kris Van Puyvelde

TWIST CHAIR (TWS55DBR), CUSHIONS IN NCD
U-NITE TABLE 220CM (UNT220CTG)




TWIST CHAIR (TWS55DBR), CUSHIONS IN NCD - U-NITE TABLE 220CM (UNT220WA)



U-NITE TABLE

design by Kris Van Puyvelde



U-NITE TABLE 220CM (UNT220WA) - TWIST CHAIR (TWS55DBR), CUSHIONS IN NCD



U-NITE TABLE 300CM (UNT300CATR)
JIVE CHAIR (JIV55WGA)



U-NITE TABLE 220CM (UNT220CTG)
ZENHIT CHAIR (ZNT55), CUSHIONS IN NSD



VIGOR & VIGOR LOUNGE

design by Frank Boschman



VIGOR LOUNGE MODULE WHITE - CUSHIONS IN NGD, DECO CUSHIONS IN FF, PTU & PTD



VIGOR LOUNGE MODULE SAND - CUSHIONS IN NGD, DECO CUSHIONS IN EBF, LBU & CAU
 VIGOR STOOL (VGR50WS) - VIGOR BENCH (VGR318WS), CUSHIONS IN NGD
 VIGOR TABLE 320CM (VGR320WS)





VITA

design by Kris Van Puyvelde



VITA ARMCHAIR (VIT55R) - ZIDIZ TABLE 220CM (ZDZ220CWUM) - OUTDOOR RUG (RUG2535R)



VITA RELAX CHAIR (VIT77R) - VITA FOOTREST (VITFR) - PALMA UMBRELLA (PLM300SCAU)
TEA TIME TABLE (TTM40TLCTG) - OUTDOOR RUG (RUG2535R) - TRISTAR LAMPS (TRS045 / TRS050)





VITA CHAIR (VIT55R) - ZIDIZ TABLE 220CM (ZDZ220CWUM) - OUTDOOR RUG (RUG2535R) - TEA TIME TABLE (TTM40TLCTG)
VITA RELAX CHAIR (VIT77R), CUSHIONS IN NGD - VITA FOOTREST (VITFR)
VITA LOUNGER (VIT195R) - PALMA UMBRELLA (PLM300SCAU) - TRISTAR LAMPS (TRS045 / TRS050)

WAVE

design by Kris Van Puyvelde



WAVE HAMMOCK (WVEU) - CUSHION IN WU



WAVE HAMMOCK (WVEPCAU) - CUSHION IN WU



XQI

design by Kris Van Puyvelde



XQI RELAX CHAIR (XQI77TEPBRU) - XQI LOW TABLE (XQI70TW)
XQI BAR CHAIR (XQI43TEPBRU) - XQI BAR TABLE (XQI200H)
XQI LOUNGER (XQI195TEPBRU) - SHADY UMBRELLA (SHA35VTKCAU)



XQI BAR CHAIR (XQI43TEPWU) - XQI BAR TABLE (XQI200H)



XQI FOLDABLE CHAIR (XQI55FTEPZU) - TRAVERSE FOLDABLE TABLE 150CM (TRV150FA)
XQI ARMCHAIR (XQI55TEPBRU) - XQI TABLE 240CM (XQI240)





XQI LOUNGER (XQI195TEPBRU)

ZENHIT

design by Kris Van Puyvelde



ZENHIT LOUNGE MODULE - CUSHIONS IN FLL, DECO CUSHIONS IN FL & IB
ZENHIT LOW TABLE (ZNTL75T)



ZENHIT DAYBED (ZNTLDBL) - ZENHIT ONE SEATER (ZNTL100) - ZENHIT FOOTREST (ZNTL75T)
CUSHIONS IN FLL, DECO CUSHIONS IN IB



ZENHIT DAYBED (ZNTLDBR / ZNTLDBL) - ZENHIT THREE SEATER (ZNTL240) - ZENHIT ONE SEATER (ZNTL100)
CUSHIONS IN FLL, DECO CUSHIONS IN TGU & SIH - ZENHIT LOW TABLE (ZNTL150T)





ZENHIT ARMCHAIR (ZNT55), CUSHIONS IN NSD - U-NITE TABLE 220CM (UNT220CTG)



ZIDIZ

design by Kris Van Puyvelde



ZIDIZ LOUNGER (ZDZ195WU) - ZIDIZ SIDE TABLE (ZDZ50CWUM)
ZIDIZ RELAX CHAIR (ZDZ77WU) - ZIDIZ FOOTREST (ZDZFWU) - CUSHIONS IN FL, DECO CUSHIONS IN PTU



ZIDIZ ARMCHAIR (ZDZ55WU) - ZIDIZ TABLE 300CM (ZDZ300CWUM)



ZIDIZ EXTENDABLE TABLE 220-320CM (ZDZ320)
JIVE CHAIR (JIV55WGA) - CLUB LOUNGE LAMP (CLBLAM)



SHADY

design by Kris Van Puyvelde

SHADY UMBRELLA (SHA30VTKCAU)
XQI LOUNGER (XQI195TEPBRU)

OAZZ

design by Kris Van Puyvelde



OAZZ UMBRELLA Ø300CM (OAZZ300WRZU)

PALMA

design by Kris Van Puyvelde



PALMA UMBRELLA Ø300CM (PLM300WRZU / PLM300AWU)

TECHNICAL

SPECIFICATIONS

You want to find out more ? Not just about size and specification but also about the beautiful materials these Royal Botania pieces are made of? You will probably find the answers to your questions here, if not, your Royal Botania dealer will be happy to help you.

Vous voulez en savoir plus? Pas seulement sur les dimensions et quelques spécificités mais aussi sur la qualité des matériaux des produits Royal Botania? Vous trouverez ces réponses à vos questions ici, sinon votre revendeur Royal Botania sera ravi de vous aider.

Möchten Sie mehr über die Maße, Ausführungen und Qualität, der von Royal Botania verwendeten Materialien erfahren? Die ersten Antworten finden Sie auf den folgenden Seiten. Für weitere Fragen steht Ihnen Ihr Royal Botania Händler jederzeit zur Verfügung.

U wil meer te weten te komen, niet alleen over de afmetingen en specificaties, maar eveneens over de prachtige materialen waaruit deze Royal Botania meubelen vervaardigd zijn? Waarschijnlijk vindt u hier de antwoorden op uw vragen, en zoniet zal uw Royal Botania dealer u graag verderhelpen.

Volete saperne di più circa i bellissimi materiali che Royal Botania usa per creare questi prodotti? Probabilmente qui troverete le risposte alle Vostre domande, altrimenti il Vostro rivenditore Royal Botania sarà lieto di aiutarVi.

Quiere saber más no solamente sobre las medidas y las especificaciones, pero también sobre las espléndidas materiales de los muebles Royal Botania? Es muy probable que encuentre aquí respuestas a sus preguntas, y sino, su distribuidor le ayudará con mucho gusto.



IMPORTANT

INFORMATION

AVAILABILITY OF PRODUCTS

STANDARD
Of these products we keep an inventory based on expected sales quantities.

ON REQUEST
Limited or no inventory. Delivery time of these products is on demand.
Consult us for lead time.

CUSHIONS












Cushions are always on request. Average lead time is three weeks, but can vary in high season. For some modular lounge collections we have a 'standard' offer of cushions of which we will keep inventory.

- We offer three price categories for the cushions:
- Standard cushion price for lounge collections.
3 or 4 fabrics in category B or C quality with a special price.
 - Price for category A fabrics:
Colors can be found on page 301
 - Price for category B fabrics:
Colors can be found on pages 302 - 303
 - Price for category C fabrics:
Colors can be found on pages 304 - 305

PRICES

All prices shown are per piece, unless indicated otherwise.

SYMBOLS

	packing volume		wheels		pneumatic
	weight		lazy suzan		page reference
	stackable		recliner		additional information
	extendable		foldable		

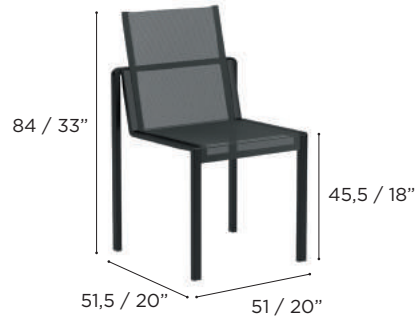
REF: NO PRICE - CM / INCH

ALURA COLLECTION

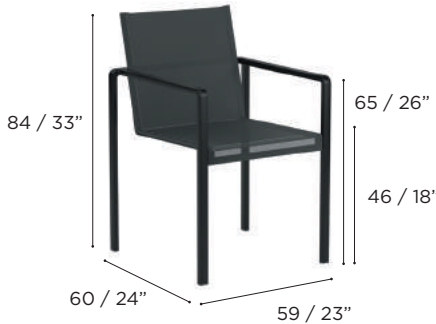


ALURA SPECIFICATIONS

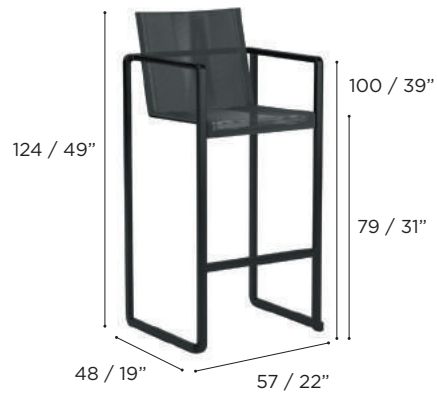
CHAIR			Ref: ALR 47...		
	0,34 m³ (4)		6,4 kg		



ARMCHAIR			Ref: ALR 55...		
	0,38 m³ (4)		9,9 kg		
	13, 14 - 15, 16				



BAR CHAIR			Ref: ALR 43...		
	0,5 m³ (4)		9,8 kg		



		COATED ALUMINIUM	COATED ALUMINIUM	COATED ALUMINIUM
		W	S	A
BATYLINE	WU	ALR 47 TWWU		
	PG		ALR 47 TSPG	
	TA			ALR 47 TAZU
		CUSHIONS		
		PIL ALR 47 T ... (SEAT + BACK)		
CAT. A		•		
CAT. B		•		
CAT. C		•		





		COATED ALUMINIUM	COATED ALUMINIUM	COATED ALUMINIUM
		W	S	A
BATYLINE	WU	ALR 55 TWWU		
	PG		ALR 55 TSPG	
	TA			ALR 55 TAZU
OPTIONAL TEAK ARMRESTS		ALR 55 T ARWSET		
		•		
		CUSHIONS		
		PIL ALR 55 T ... (SEAT + BACK)		
CAT. A		•		
CAT. B		•		
CAT. C		•		

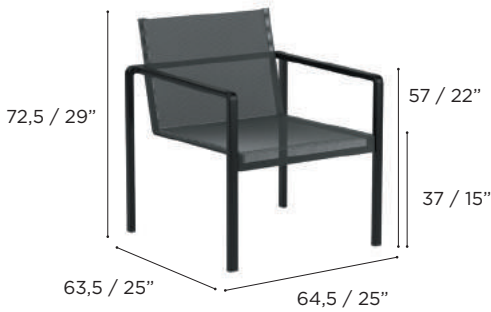
		COATED ALUMINIUM	COATED ALUMINIUM	COATED ALUMINIUM
		W	S	A
BATYLINE	WU	ALR 43 TWWU		
	PG		ALR 43 TSPG	
	TA			ALR 43 TAZU
OPTIONAL TEAK ARMRESTS		ALR 43 T ARWSET		
		•		
		CUSHIONS		
		PIL ALR 43 T ... (SEAT + BACK)		
CAT. A		•		
CAT. B		•		
CAT. C		•		








ALURA SPECIFICATIONS

FOOTREST			Ref: ALR F...		
	0,15 m³ (4)		3,1 kg		









RELAX CHAIR			Ref: ALR 77...		
	0,44 m³ (4)		9,5 kg		
	12-13, 14-15, 16-17, 20-21				






LOUNGER			Ref: ALR 195...		
	0,96 m³ (2)		22,7 kg	  	
	Headcushion included				
	8-9, 18-19, 22-23				



		COATED ALUMINIUM	COATED ALUMINIUM	COATED ALUMINIUM
		W	S	A
BATYLINE		ALR F TWWU		
			ALR F TSPG	
				ALR F TAZU

		COATED ALUMINIUM	COATED ALUMINIUM	COATED ALUMINIUM
		W	S	A
BATYLINE		ALR 77 TWWU		
			ALR 77 TSPG	
				ALR 77 TAZU
OPTIONAL TEAK ARMRESTS		ALR 77 T ARWSET		
		CUSHIONS		
		PIL ALR 77 T ... (SEAT + BACK)		
CAT. A				
CAT. B				
CAT. C				

		COATED ALUMINIUM	COATED ALUMINIUM	COATED ALUMINIUM
		W	S	A
BATYLINE		ALR 195 TWWU		
			ALR 195 TSPG	
				ALR 195 TAZU
OPTIONAL TEAK ARMRESTS		ALR 195 T ARWSET		
		CUSHIONS		
		PIL ALR 195 T ...		
CAT. A				
CAT. B				
CAT. C				



ALURA LOUNGE COLLECTION



ALURA LOUNGE STANDARD FABRICS



FROST LINEN LAMINATED
REF: FLL - CAT. B



BROWN TWIN
REF: BRT - CAT. B




LINEN UNI
REF: LNU - CAT. B

ALL OTHER FABRICS AVAILABLE ON REQUEST PP 301 - 305

ALURA LOUNGE CUSHIONS

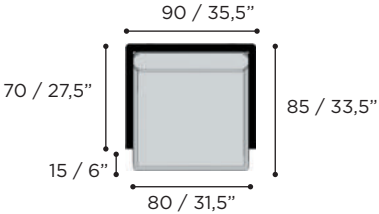
	ALURA LOUNGE CUSHIONS	
	PIL ALRL 60 V ... ARM 60 x 40	
STANDARD	•	
CAT. A	•	
CAT. B	•	
CAT. C	•	
	PIL ALRL 65 V ... BACK / ARM 65 x 40	
	STANDARD	•
CAT. A	•	
CAT. B	•	
CAT. C	•	
	PIL ALRL 80 V ... BACK / ARM 80 x 40	
	STANDARD	•
CAT. A	•	
CAT. B	•	
CAT. C	•	

	ALURA LOUNGE CUSHIONS	
	PIL ALRL 80... SEAT 80 x 80	
STANDARD	•	
CAT. A	•	
CAT. B	•	
CAT. C	•	
	PIL ALRL 160 ... SEAT 160 x 80	
	STANDARD	•
CAT. A	•	
CAT. B	•	
CAT. C	•	
	PIL ALRL 240 ... SEAT 240 x 80	
	STANDARD	•
CAT. A	•	
CAT. B	•	
CAT. C	•	



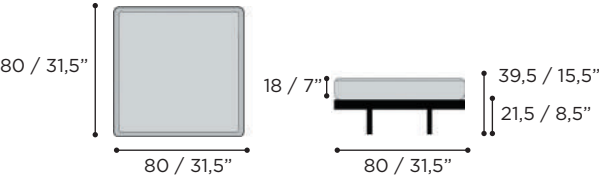
ALURA LOUNGE SPECIFICATIONS

ONE SEATER			Ref: ALRL 100...	
	0,6 m³		22 kg	



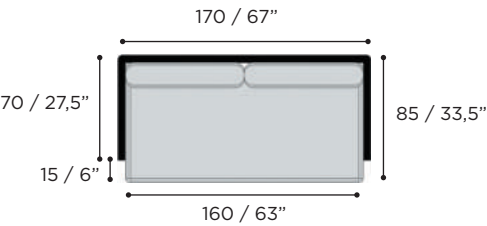
		COATED ALUMINIUM	COATED ALUMINIUM	COATED ALUMINIUM
		WR	S	A
BATYLINE	WU	ALRL 100 TWRWU •		
	PG		ALRL 100 TSPG •	
	ZU			ALRL 100 TAZU •
		CUSHIONS		
		PIL ALRL 100 SET ED... (2 pcs)		
STANDARD			•	
CAT. A			•	
CAT. B			•	
CAT. C			•	

FOOTREST			Ref: ALRL 80F...	
	0,25 m³		14,5 kg	



BATYLINE	WU	ALRL 80 F TWRWU •		
	PG		ALRL 80 F TSPG •	
	ZU			ALRL 80 F TAZU •
		CUSHIONS		
		PIL ALRL 80 ED... (1 pc)		
STANDARD			•	
CAT. A			•	
CAT. B			•	
CAT. C			•	

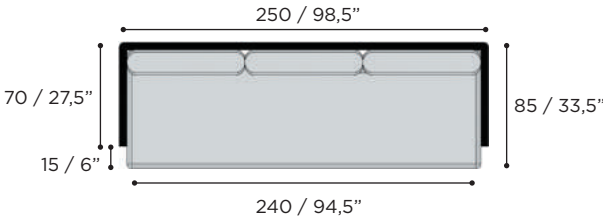
TWO SEATER			Ref: ALRL 160 ...	
	1,1 m³		35 kg	





BATYLINE	WU	ALRL 160 TWRWU •		
	PG		ALRL 160 TSPG •	
	ZU			ALRL 160 TAZU •
		CUSHIONS		
		PIL ALRL 160 SET ED... (3 pcs)		
STANDARD			•	
CAT. A			•	
CAT. B			•	
CAT. C			•	

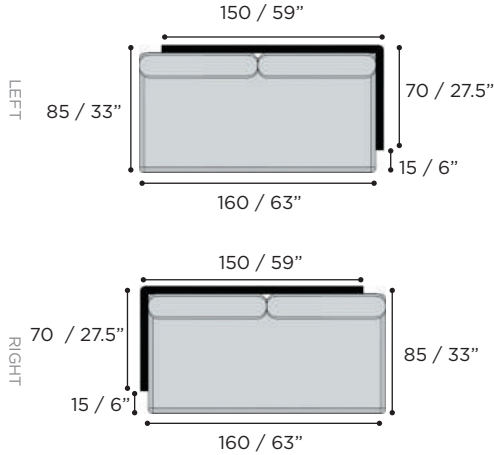
ALURA LOUNGE SPECIFICATIONS

THREE SEATER			Ref: ALRL 240...		
	1,7 m³		50 kg		
	16-17				



		COATED ALUMINIUM	COATED ALUMINIUM	COATED ALUMINIUM
		WR	S	A
BATYLINE	WU	ALRL 240 TWRWU		
	PG		ALRL 240 TSPG	
	ZU			ALRL 240 TAZU
		CUSHIONS		
		PIL ALRL 240 SET ED... (4 pcs)		
STANDARD			•	
CAT. A			•	
CAT. B			•	
CAT. C			•	

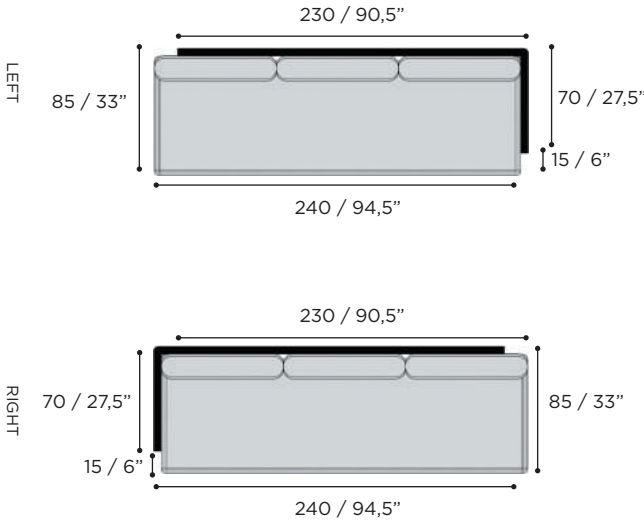
L/R ARM MODULE			Ref: ALRL 160 ...		
	1,1 m³		34 kg		



BATYLINE	WU	ALRL 160 L TWRWU		
	WU	ALRL 160 R TWRWU		
	PG		ALRL 160 L TSPG	
	PG		ALRL 160 R TSPG	
	ZU			ALRL 160 L TAZU
	ZU			ALRL 160 R TAZU
		CUSHIONS		
		PIL ALRL 160 SET ED... (3 pcs)		
STANDARD			•	
CAT. A			•	
CAT. B			•	
CAT. C			•	

ALURA LOUNGE SPECIFICATIONS





L/R ARM MODULE			Ref: ALRL 240...		
	1,7 m³		49 kg		

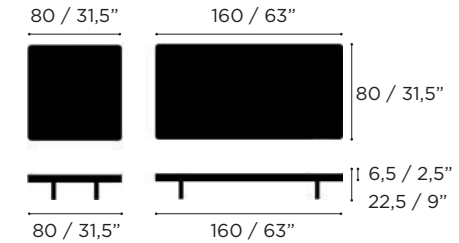






		COATED ALUMINIUM	COATED ALUMINIUM	COATED ALUMINIUM
		WR	S	A
BATYLINE	WU	ALRL 240 L TWRWU		
	WU	ALRL 240 R TWRWU		
	PG		ALRL 240 L TSPG	
	PG		ALRL 240 R TSPG	
	ZU			ALRL 240 L TAZU
	ZU			ALRL 240 R TAZU
		CUSHIONS		
		PIL ALRL 240 SET ED... (4 pcs)		
STANDARD			•	
CAT. A			•	
CAT. B			•	
CAT. C			•	

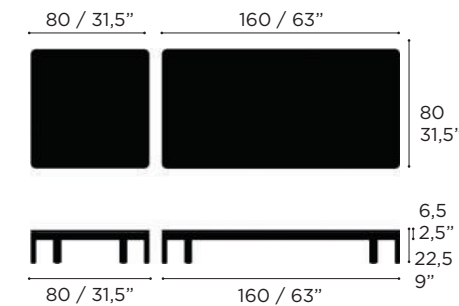


ALURA LOUNGE SPECIFICATIONS

LOUNGE TABLE			Ref: ALRL 80...
	0,15 m³		G: 28,6 kg C: 25,8 kg TK: 19,1 kg
LOUNGE TABLE			Ref: ALRL 160...
	0,28 m³		G: 48 kg C: 46 kg







LOUNGE TABLE			Ref: ALRL 80 LTL...
	0,15 m³		G: 25 kg C: 24 kg TK: 17 kg
LOUNGE TABLE			Ref: ALRL 160 LTL...
	0,28 m³		G: 46 kg C: 44 kg

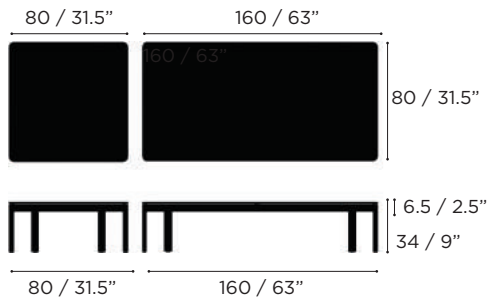



		COATED ALUMINIUM + BATYLINE		COATED ALUMINIUM + BATYLINE		COATED ALUMINIUM + BATYLINE	
		WR		S		A	
GLASS	WU	ALRL 80 GWRWU	ALRL 160 GWRWU				
	PG			ALRL 80 GSPG	ALRL 160 GSPG		
	ZU					ALRL 80 GAZU	ALRL 160 GAZU
CERAMIC	WUM	ALRL 80 CWRWUM	ALRL 160 CWRWUM				
	BS	ALRL 80 CWRBS	ALRL 160 CWRBS	ALRL 80 CSBS	ALRL 160 CSBS	ALRL 80 CABS	ALRL 160 CABS
	CL	ALRL 80 CWRCL	ALRL 160 CWRCL	ALRL 80 CSCL	ALRL 160 CSCL	ALRL 80 CACL	ALRL 160 CACL
	TG	ALRL 80 CWR TG	ALRL 160 CWR TG	ALRL 80 CSTG	ALRL 160 CSTG	ALRL 80 CATG	ALRL 160 CATG
	PG			ALRL 80 CSPG	ALRL 160 CSPG		
	ZUM					ALRL 80 CAZUM	ALRL 160 CAZUM
	VB					ALRL 80 CAVB	ALRL 160 CAVB
	TK	ALRL 80 WWR		ALRL 80 WS		ALRL 80 WA	

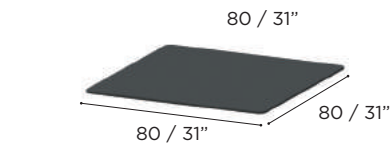
GLASS	WU	ALRL 80 LTL GWRWU	ALRL 160 LTL GWRWU				
	PG			ALRL 80 LTL GSPG	ALRL 160 LTL GSPG		
	ZU					ALRL 80 LTL GAZU	ALRL 160 LTL GAZU
CERAMIC	WUM	ALRL 80 LTL CWRWUM	ALRL 160 LTL CWRWUM				
	BS	ALRL 80 LTL CWRBS	ALRL 160 LTL CWRBS	ALRL 80 LTL CSBS	ALRL 160 LTL CSBS	ALRL 80 LTL CABS	ALRL 160 LTL CABS
	CL	ALRL 80 LTL CWRCL	ALRL 160 LTL CWRCL	ALRL 80 LTL CSCL	ALRL 160 LTL CSCL	ALRL 80 LTL CACL	ALRL 160 LTL CACL
	TG	ALRL 80 LTL CWR TG	ALRL 160 LTL CWR TG	ALRL 80 LTL CSTG	ALRL 160 LTL CSTG	ALRL 80 LTL CATG	ALRL 160 LTL CATG
	PG			ALRL 80 LTL CSPG	ALRL 160 LTL CSPG		
	ZUM					ALRL 80 LTL CAZUM	ALRL 160 LTL CAZUM
	VB					ALRL 80 LTL CAVB	ALRL 160 LTL CAVB
	TK	ALRL 80 LTL WWR		ALRL 80 LTL WS		ALRL 80 LTL WA	

ALURA LOUNGE SPECIFICATIONS













LOUNGE TABLE			Ref: ALRL 80 LTH...
	0,21 m³		G: 25,6 kg C: 24,6 kg TK: 18 kg
LOUNGE TABLE			Ref: ALRL 160 LTH...
	0,43 m³		G: 46,7 kg C: 44,7 kg




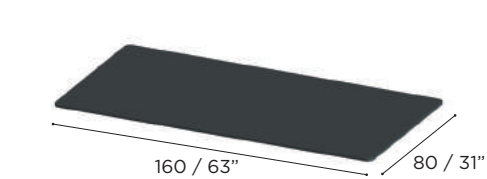
ALRL 80 TABLE TOP		Ref: ALRL 80 TOP...
	G: 15,7 kg - C: 14,7 kg - TK: 4,7 kg	














		COATED ALUMINIUM + BATYLINE		COATED ALUMINIUM + BATYLINE		COATED ALUMINIUM + BATYLINE	
		WR		S		A	
GLASS	WU	ALRL 80 LTH GWRWU	ALRL 160 LTH GWRWU				
	PG			ALRL 80 LTH GSPG	ALRL 160 LTH GSPG		
	ZU					ALRL 80 LTH GAZU	ALRL 160 LTH GAZU
CERAMIC	WUM	ALRL 80 LTH CWRWUM	ALRL 160 LTH CWRWUM				
	BS	ALRL 80 LTH CWRBS	ALRL 160 LTH CWRBS	ALRL 80 LTH CSBS	ALRL 160 LTH CSBS	ALRL 80 LTH CABS	ALRL 160 LTH CABS
	CL	ALRL 80 LTH CWRCL	ALRL 160 LTH CWRCL	ALRL 80 LTH CSCL	ALRL 160 LTH CSCL	ALRL 80 LTH CACL	ALRL 160 LTH CACL
	TG	ALRL 80 LTH CWR TG	ALRL 160 LTH CWR TG	ALRL 80 LTH CSTG	ALRL 160 LTH CSTG	ALRL 80 LTH CATG	ALRL 160 LTH CATG
	PG			ALRL 80 LTH CSPG	ALRL 160 LTH CSPG		
	ZUM					ALRL 80 LTH CAZUM	ALRL 160 LTH CAZUM
	VB					ALRL 80 LTH CAVB	ALRL 160 LTH CAVB
	TK	ALRL 80 LTH WWR		ALRL 80 LTH WS		ALRL 80 LTH WA	

ALURA / LUSIT LOUNGE TABLE TOP 80		
GLASS		ALRL 80 TOP GWU •
		ALRL 80 TOP GPG •
		ALRL 80 TOP GZU •
CERAMIC		ALRL 80 TOP CWUM •
		ALRL 80 TOP CBS •
		ALRL 80 TOP CCL •
		ALRL 80 TOP CPG •
		ALRL 80 TOP CTR •
		ALRL 80 TOP CTG •
		ALRL 80 TOP CZUM •
		ALRL 80 TOP CVB •
	TEAK	

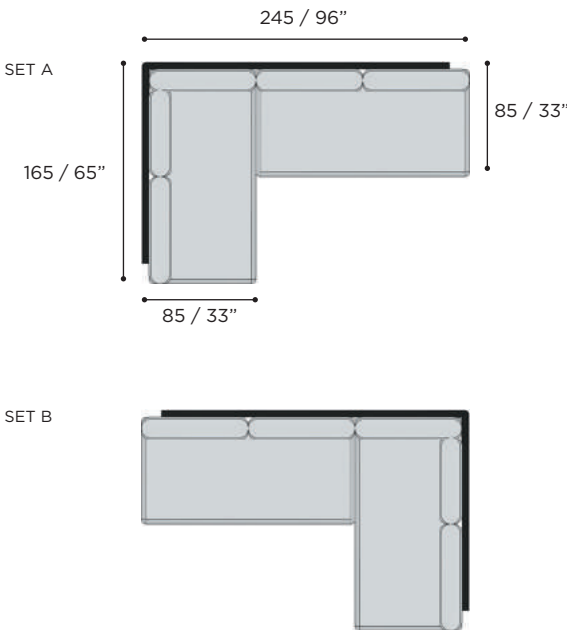
ALRL 160 TABLE TOP		Ref: ALRL 160 TOP...
	G: 31,4 kg - C: 29,4 kg	



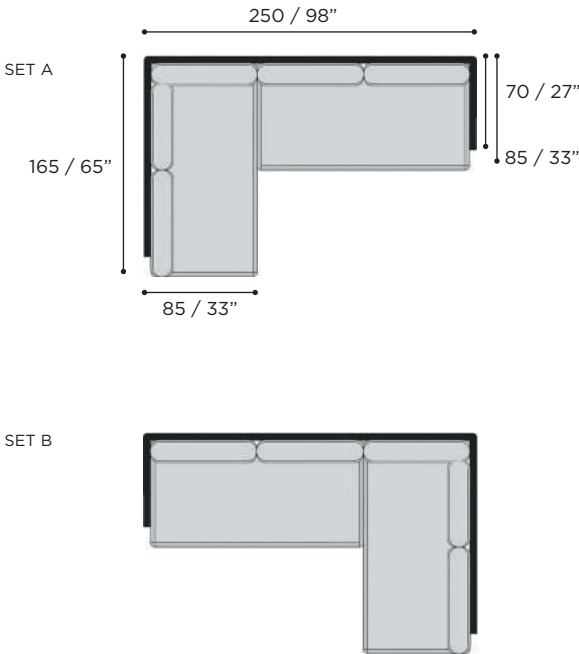
ALURA / LUSIT LOUNGE TABLE TOP 160		
GLASS		ALRL 160 TOP GWU •
		ALRL 160 TOP GPG •
		ALRL 160 TOP GZU •
CERAMIC		ALRL 160 TOP CWUM •
		ALRL 160 TOP CBS •
		ALRL 160 TOP CCL •
		ALRL 160 TOP CPG •
		ALRL 160 TOP CTR •
		ALRL 160 TOP CTG •
		ALRL 160 TOP CZUM •
		ALRL 160 TOP CVB •

ALURA LOUNGE SETS

SET 01Ref: ALRL 01...



SET 02Ref: ALRL 02...

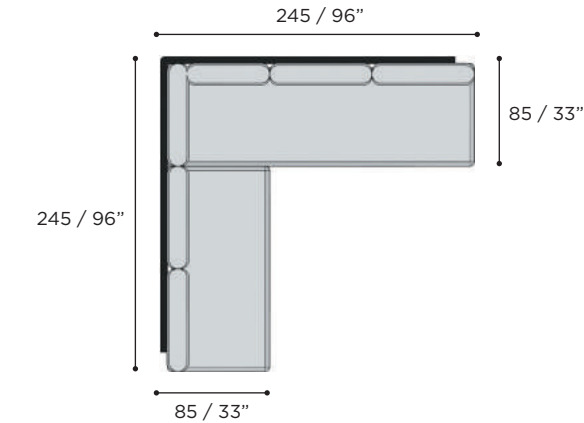


		COATED ALUMINIUM	COATED ALUMINIUM	COATED ALUMINIUM
		WR	S	A
BATYLINE	WU	ALRL 01 A WRWU		
	WU	ALRL 01 B WRWU		
	PG		ALRL 01 A SPG	
	PG		ALRL 01 B SPG	
	ZU			ALRL 01 A AZU
	ZU			ALRL 01 B AZU
		CUSHIONS		
		PIL ALRL 01 AB SET ED... (7 pcs)		
STANDARD			•	
CAT. A			•	
CAT. B			•	
CAT. C			•	

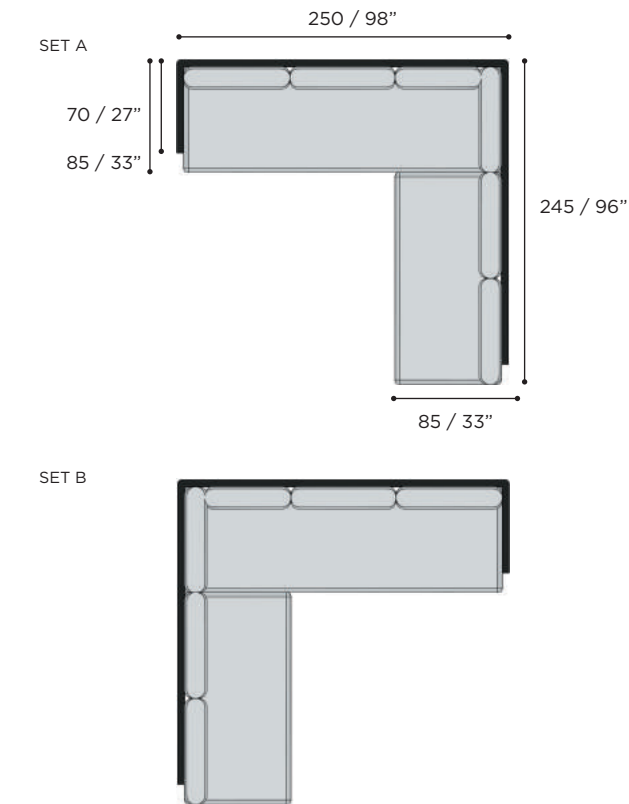
		COATED ALUMINIUM	COATED ALUMINIUM	COATED ALUMINIUM
		WR	S	A
BATYLINE	WU	ALRL 02 A WRWU		
	WU	ALRL 02 B WRWU		
	PG		ALRL 02 A SPG	
	PG		ALRL 02 B SPG	
	ZU			ALRL 02 A AZU
	ZU			ALRL 02 B AZU
		CUSHIONS		
		PIL ALRL 02 AB SET ED... (7 pcs)		
STANDARD			•	
CAT. A			•	
CAT. B			•	
CAT. C			•	

ALURA LOUNGE SETS

SET 03Ref: ALRL 03...



SET 04Ref: ALRL 04...

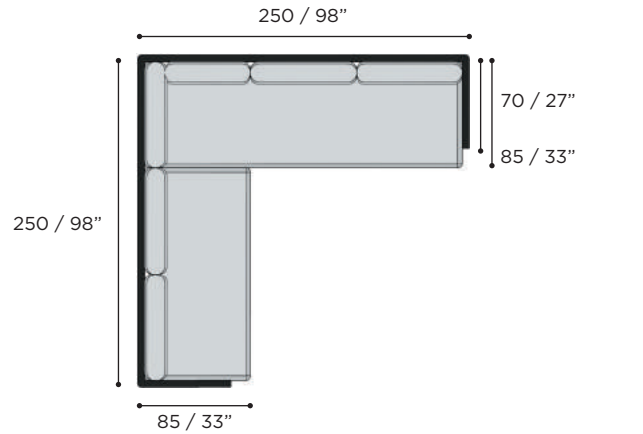


		COATED ALUMINIUM	COATED ALUMINIUM	COATED ALUMINIUM
		WR	S	A
BATYLINE	WU	ALRL 03 WRWU		
	PG		ALRL 03 SPG	
	ZU			ALRL 03 AZU
		CUSHIONS		
		PIL ALRL 03 SET ED... (8 pcs)		
STANDARD			•	
CAT. A			•	
CAT. B			•	
CAT. C			•	

		COATED ALUMINIUM	COATED ALUMINIUM	COATED ALUMINIUM
		WR	S	A
BATYLINE	WU	ALRL 04 A WRWU		
	WU	ALRL 04 B WRWU		
	PG		ALRL 04 A SPG	
	PG		ALRL 04 B SPG	
	ZU			ALRL 04 A AZU
	ZU			ALRL 04 B AZU
		CUSHIONS		
		PIL ALRL 04 AB SET ED... (8 pcs)		
STANDARD			•	
CAT. A			•	
CAT. B			•	
CAT. C			•	

ALURA LOUNGE SETS

SET 05Ref: ALRL 05...



SET 06Ref: ALRL 06...

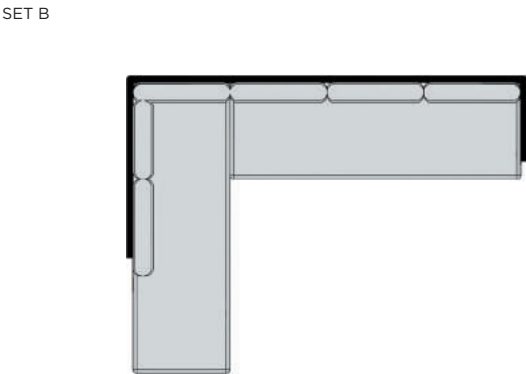
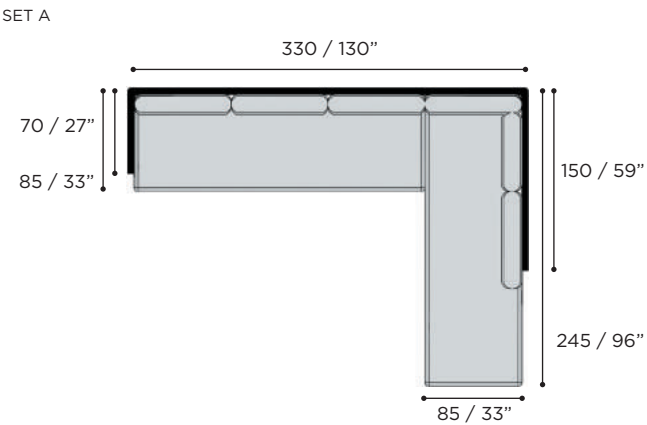


		COATED ALUMINIUM	COATED ALUMINIUM	COATED ALUMINIUM
		WR	S	A
BATYLINE	WU	ALRL 05 WRWU		
	PG		ALRL 05 SPG	
	ZU			ALRL 05 AZU
		CUSHIONS		
		PIL ALRL 05 SET ED... (8 pcs)		
STANDARD				
CAT. A				
CAT. B				
CAT. C				

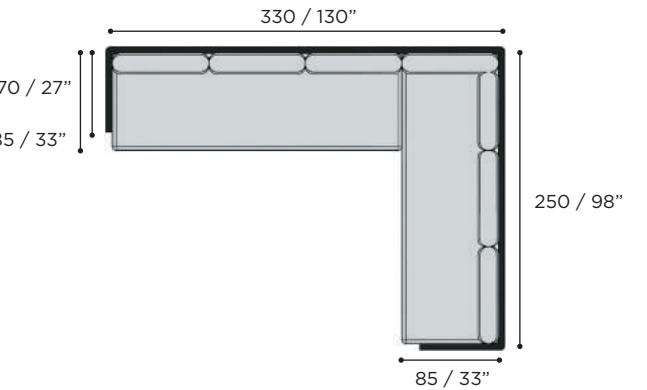
BATYLINE	WU	ALRL 06 A WRWU	
	WU	ALRL 06 B WRWU	
	WU	ALRL 06 C WRWU	
	WU	ALRL 06 D WRWU	
	PG		ALRL 06 A SPG
	PG		ALRL 06 B SPG
	PG		ALRL 06 C SPG
	PG		ALRL 06 D SPG
	ZU		ALRL 06 A AZU
	ZU		ALRL 06 B AZU
	ZU		ALRL 06 C AZU
	ZU		ALRL 06 D AZU
		CUSHIONS	
		PIL ALRL 06 AB SET ED... (7 pcs)	
STANDARD			
CAT. A			
CAT. B			
CAT. C			
		PIL ALRL 06 CD SET ED... (7 pcs)	
STANDARD			
CAT. A			
CAT. B			
CAT. C			
		TABLE TOPS	
SET C + D		SEE OPTIONS PP 171	

ALURA LOUNGE SETS

SET 07Ref: ALRL 07...



SET 08Ref: ALRL 08...

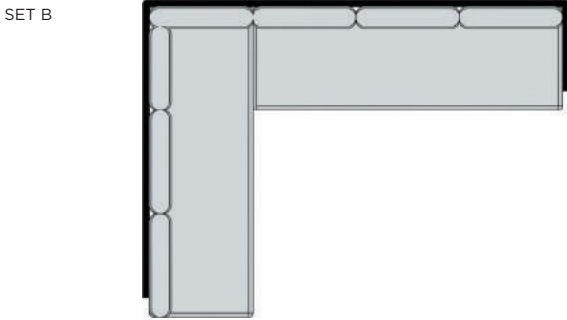
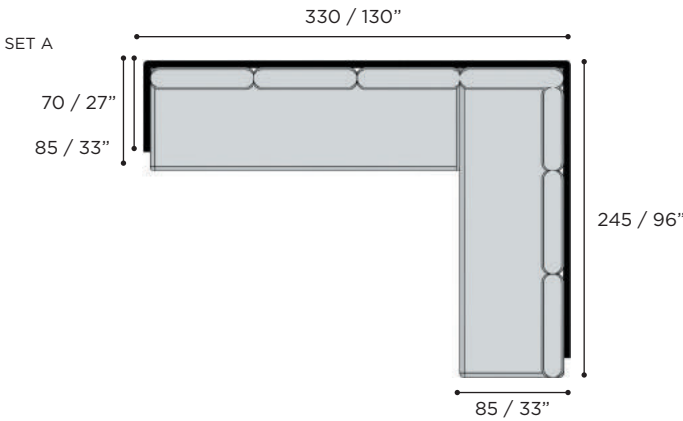


		COATED ALUMINIUM	COATED ALUMINIUM	COATED ALUMINIUM
		WR	S	A
BATYLINE	WU	ALRL 07 A WRWU		
	WU	ALRL 07 B WRWU		
	PG		ALRL 07 A SPG	
	PG		ALRL 07 B SPG	
	ZU			ALRL 07 A AZU
	ZU			ALRL 07 B AZU
		CUSHIONS		
		PIL ALRL 07 AB SET ED... (8 pcs)		
STANDARD				
CAT. A				
CAT. B				
CAT. C				

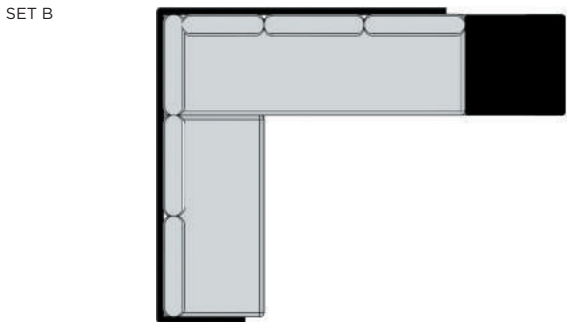
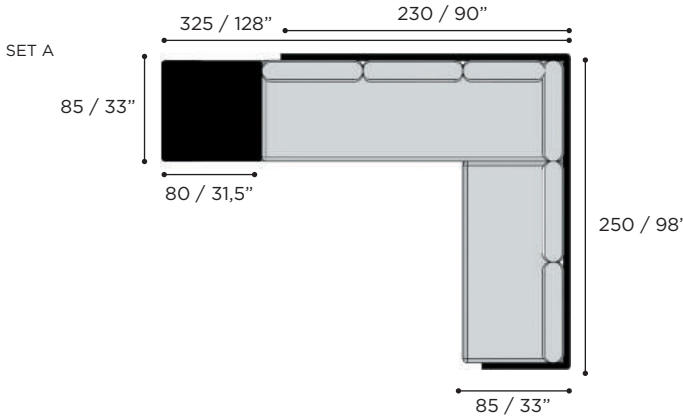
		COATED ALUMINIUM	COATED ALUMINIUM	COATED ALUMINIUM
		WR	S	A
BATYLINE	WU	ALRL 08 WRWU		
	PG		ALRL 08 SPG	
	ZU			ALRL 08 AZU
		CUSHIONS		
		PIL ALRL 08 SET ED... (9 pcs)		
STANDARD				
CAT. A				
CAT. B				
CAT. C				

ALURA LOUNGE SETS

SET 09 Ref: ALRL 09...



SET 10 Ref: ALRL 10...

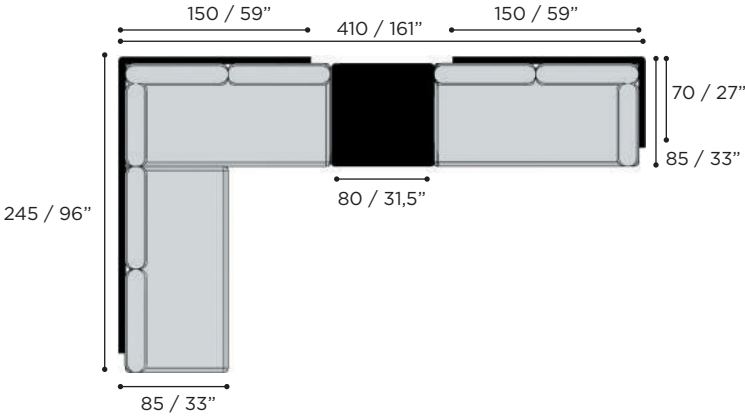


		COATED ALUMINIUM	COATED ALUMINIUM	COATED ALUMINIUM
		WR	S	A
BATYLINE	WU	ALRL 09 A WRWU		
	WU	ALRL 09 B WRWU		
	PG		ALRL 09 A SPG	
	PG		ALRL 09 B SPG	
	ZU			ALRL 09 A AZU
	ZU			ALRL 09 B AZU
		CUSHIONS		
		PIL ALRL 09 AB SET ED... (9 pcs)		
STANDARD			•	
CAT. A			•	
CAT. B			•	
CAT. C			•	

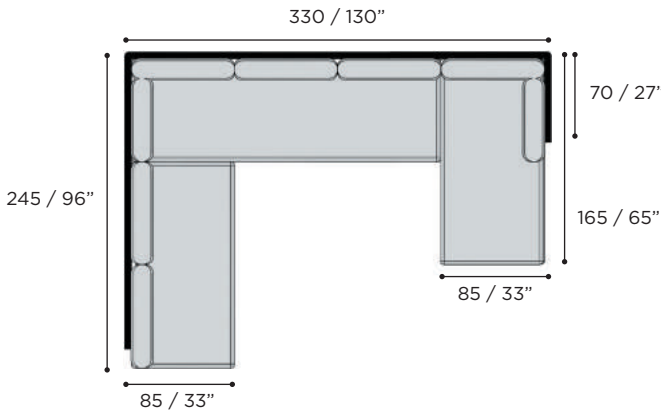
		COATED ALUMINIUM	COATED ALUMINIUM	COATED ALUMINIUM
		WR	S	A
BATYLINE	WU	ALRL 10 A WRWU		
	WU	ALRL 10 B WRWU		
	PG		ALRL 10 A SPG	
	PG		ALRL 10 B SPG	
	ZU			ALRL 10 A AZU
	ZU			ALRL 10 B AZU
		CUSHIONS		
		PIL ALRL 10 AB SET ED... (8 pcs)		
STANDARD			•	
CAT. A			•	
CAT. B			•	
CAT. C			•	
		TABLE TOPS		
SET A + B		SEE OPTIONS PP 171		

ALURA LOUNGE SETS

SET 11 Ref: ALRL 11...



SET 12 Ref: ALRL 12...



		COATED ALUMINIUM	COATED ALUMINIUM	COATED ALUMINIUM
		WR	S	A
BATYLINE	WU	ALRL 11 WRWU		
	PG		ALRL 11 SPG	
	ZU			ALRL 11 AZU
		CUSHIONS		
		PIL ALRL 11 SET ED... (11 pcs)		
STANDARD			•	
CAT. A			•	
CAT. B			•	
CAT. C			•	
		TABLE TOPS		
TOP		SEE OPTIONS PP 171		

		COATED ALUMINIUM	COATED ALUMINIUM	COATED ALUMINIUM
		WR	S	A
BATYLINE	WU	ALRL 12 WRWU		
	PG		ALRL 12 SPG	
	ZU			ALRL 12 AZU
		CUSHIONS		
		PIL ALRL 12 SET ED... (11 pcs)		
STANDARD			•	
CAT. A			•	
CAT. B			•	
CAT. C			•	

BEACHER COLLECTION

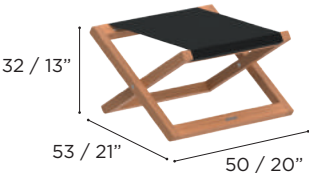


BEACHER SPECIFICATIONS

FOLDABLE CHAIR		Ref: BEA 65...	
	0,10 m³		6 kg
	22-23, 24-25		

	TEAK
TEXTILE*	BEA 65 ... •
	CUSHIONS
	PIL BEA 65 ... (HEAD)
CAT. A	•
BATYLINE**	BEA 65 T ... •
	CUSHIONS
	PIL BEA 65 T... (HEAD)
CAT. A	•

FOLDABLE FOOTREST		Ref: BEA F65...	
	0,03 m³		2,2 kg
	22-23, 24-25		



	TEAK
TEXTILE*	BEA F65 ... •
BATYLINE**	BEA F65 T ... •



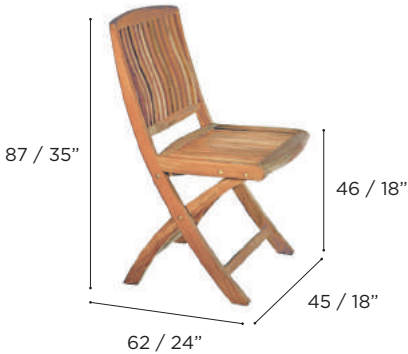
DEL REY COLLECTION



DEL REY SPECIFICATIONS

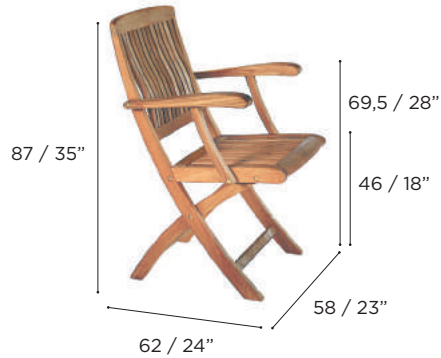
FOLDABLE CHAIR		Ref: DEL 47	
	0,08 m³		7 kg
	26-27		

	TEAK
	DEL 47 •
	CUSHIONS
	PIL DEL 47... (SEAT)
CAT. A	•
CAT. B	•
CAT. C	•



FOLDABLE ARM CHAIR		Ref: DEL 55	
	0,11 m³		8,6 kg
	26-27		

	TEAK
	DEL 55 •
	CUSHIONS
	PIL DEL 55... (SEAT)
CAT. A	•
CAT. B	•
CAT. C	•



DISCUS COLLECTION



DISCUS SPECIFICATIONS

ROUND TABLE			Ref: DSC 160...	
	1,84 m³		G: 63,8 kg	
	table with umbrella hole			



		STAINLESS STEEL BRUSHED	STAINLESS STEEL ELECTRO POLISHED	COATED ALUMINIUM	COATED ALUMINIUM	COATED ALUMINIUM	TEAK
GLASS		DSC 160 GSSWU	DSC 160 GSSEPWU	DSC 160 GWRWU			DSC 160 GWU
		DSC 160 GSSCLU	DSC 160 GSSEPCLU				DSC 160 GCLU
		DSC 160 GSSPG	DSC 160 GSSEPPG		DSC 160 GSPG		DSC 160 GPG
		DSC 160 GSSZU	DSC 160 GSSEPZU			DSC 160 GAZU	DSC 160 GZU
TEAK		DSC 160 WSS	DSC 160 WSSEP	DSC 160 WWR	DSC 160 WS	DSC 160 WA	DSC 160

ROUND TABLE			Ref: DSC 130...	
	1,21 m³		TK: 29 kg	
	table without umbrella hole			



		STAINLESS STEEL BRUSHED	STAINLESS STEEL ELECTRO POLISHED	COATED ALUMINIUM	COATED ALUMINIUM	COATED ALUMINIUM	TEAK
GLASS		DSC 130 GSSWUZ *	DSC 130 GSSEPWUZ *	DSC 130 GWRWUZ *			DSC 130 GWUZ *
		DSC 130 GSSPGZ *	DSC 130 GSSEPPGZ *		DSC 130 GSPGZ *		DSC 130 GPGZ *
		DSC 130 GSSZUZ *	DSC 130 GSSEPZUZ *			DSC 130 GAZUZ *	DSC 130 GZUZ *

DISCUS SPECIFICATIONS

ROUND TABLE			Ref: DSC 130...	
	1,21 m³		TK: 29 kg	
	table with umbrella hole			
	26-27, 28-29			



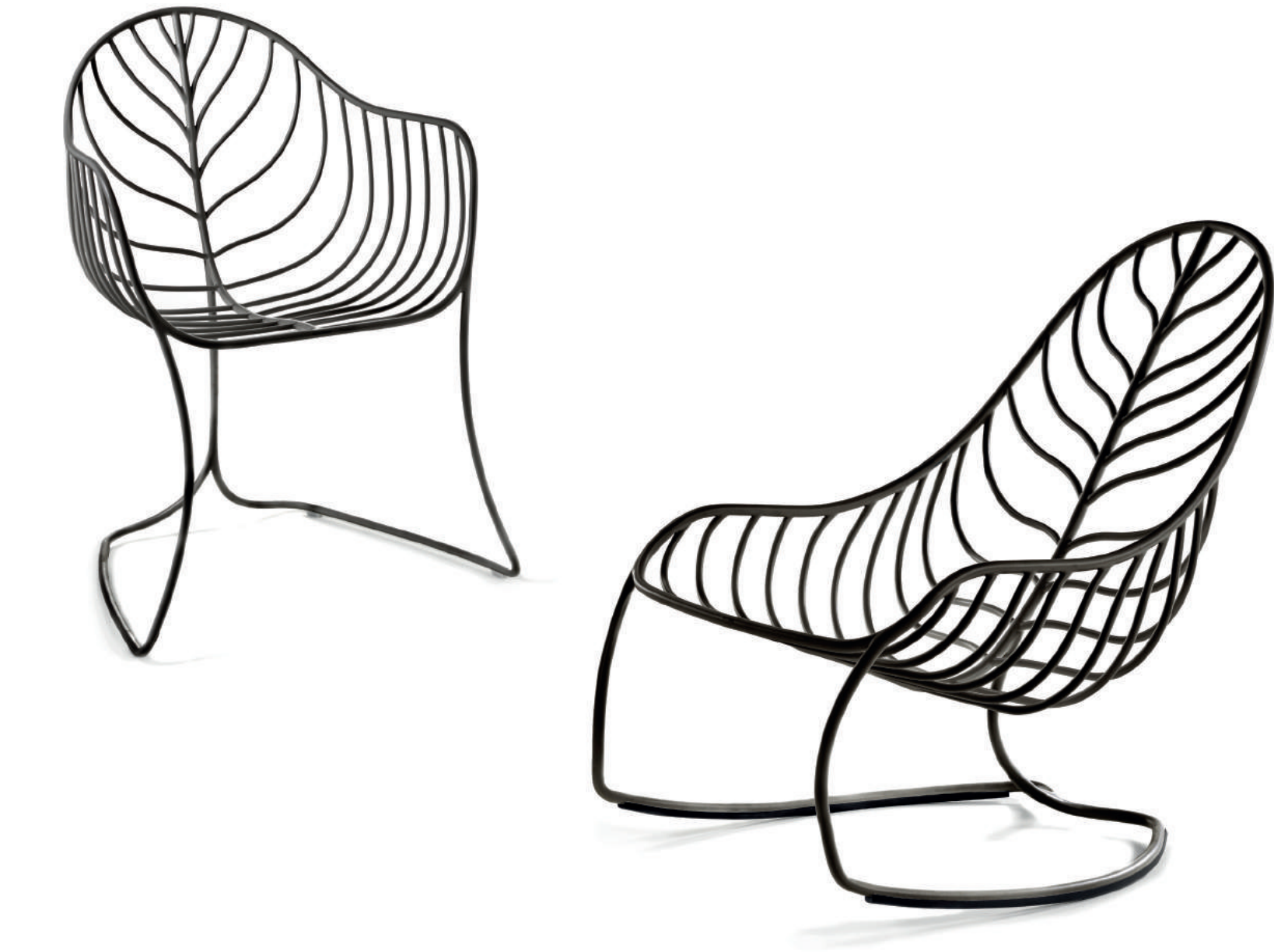
		STAINLESS STEEL BRUSHED	STAINLESS STEEL ELECTRO POLISHED	COATED ALUMINIUM	COATED ALUMINIUM	COATED ALUMINIUM	TEAK
GLASS		DSC 130 GSSWU	DSC 130 GSSEPWU	DSC 130 GWRWU			DSC 130 GWU
		DSC 130 GSSCLU	DSC 130 GSSEPCLU				DSC 130 GCLU
		DSC 130 GSSPG	DSC 130 GSSEPPG		DSC 130 GSPG		DSC 130 GPG
		DSC 130 GSSZU	DSC 130 GSSEPZU			DSC 130 GAZU	DSC 130 GZU
TEAK		DSC 130 WSS	DSC 130 WSSEP	DSC 130 WWR	DSC 130 WS	DSC 130 WA	DSC 130

ROUND TABLE			Ref: DSC 160...	
	1,84 m³		G: 63,8 kg	
	table without umbrella hole			

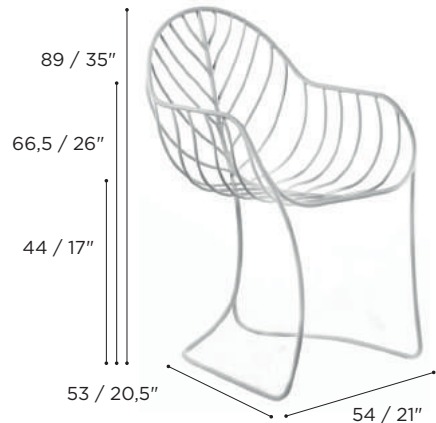


		STAINLESS STEEL BRUSHED	STAINLESS STEEL ELECTRO POLISHED	COATED ALUMINIUM	COATED ALUMINIUM	COATED ALUMINIUM	TEAK
GLASS		DSC 160 GSSWUZ *	DSC 160 GSSEPWUZ *	DSC 160 GWRWUZ *			DSC 160 GWUZ *
		DSC 160 GSSCLUZ *	DSC 160 GSSEPCLUZ *				DSC 160 GCLUZ *
		DSC 160 GSSPGZ *	DSC 160 GSSEPPGZ *		DSC 160 GSPGZ *		DSC 160 GPGZ *
		DSC 160 GSSZUZ *	DSC 160 GSSEPZUZ *			DSC 160 GAZUZ *	DSC 160 GZUZ *

FOLIA SPECIFICATIONS

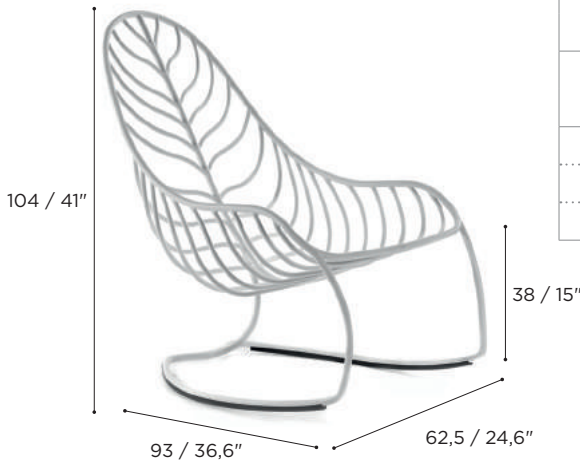


CHAIR			Ref: FOL 55...		
	0,21 m³		6,6 kg		
	30-31, 32-33				



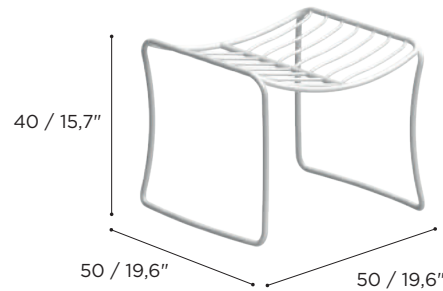
	COATED STAINLESS STEEL	COATED STAINLESS STEEL	COATED STAINLESS STEEL	COATED STAINLESS STEEL	COATED STAINLESS STEEL	COATED STAINLESS STEEL
	WR	BR	A	MR	OL	SB
	FOL 55 WR	FOL 55 BR	FOL 55 A	FOL 55 MR	FOL 55 OL	FOL 55 SB
	•	•	•	•	•	•
	CUSHIONS					
	PIL FOL 55 SED... (SEAT)					
CAT. A			•			
CAT. B			•			
CAT. C			•			
	PIL FOL 55 BED... (BACK)					
CAT. A			•			
CAT. B			•			
CAT. C			•			

ROCKING CHAIR			Ref: FOL R...		
	0,88 m³		13,4 kg		
	30-31, 34-35, 50-51, 58-59				



	COATED STAINLESS STEEL	COATED STAINLESS STEEL	COATED STAINLESS STEEL	COATED STAINLESS STEEL	COATED STAINLESS STEEL	COATED STAINLESS STEEL
	WR	BR	A	MR	OL	SB
	FOL R WR	FOL R BR	FOL R A	FOL R MR	FOL R OL	FOL R SB
	•	•	•	•	•	•
	CUSHIONS					
	PIL FOL RC...					
CAT. A			•			
CAT. B			•			
CAT. C			•			

FOOTREST			Ref: FOL F...		
	0,12 m³		5 kg		
	34-35, 58-59				

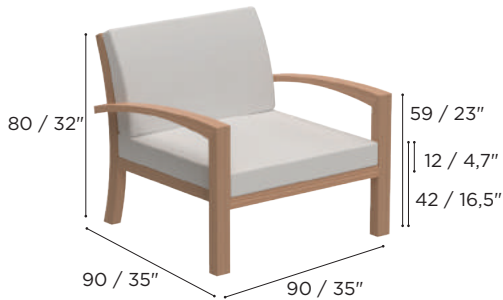


	COATED STAINLESS STEEL	COATED STAINLESS STEEL	COATED STAINLESS STEEL	COATED STAINLESS STEEL	COATED STAINLESS STEEL	COATED STAINLESS STEEL
	WR	BR	A	MR	OL	SB
	FOL F WR	FOL F BR	FOL F A	FOL F MR	FOL F OL	FOL F SB
	•	•	•	•	•	•
	CUSHIONS					
	PIL FOL FC ...					
CAT. A			•			
CAT. B			•			
CAT. C			•			

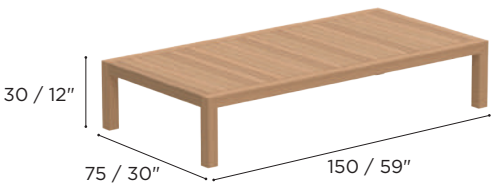
IXIT SPECIFICATIONS



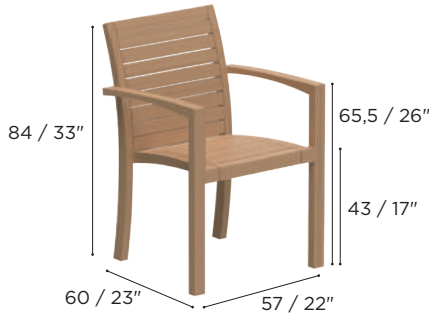
LOUNGE ONE SEATER		Ref: IXIT 77	
	0,85 m³		24 kg



LOW TABLE		Ref: IXIT 150T	
	0,15 m³		21 kg

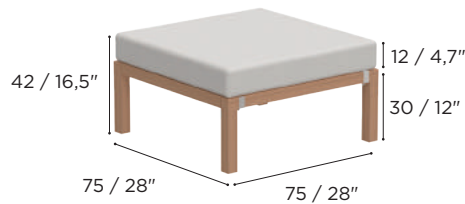


ARM CHAIR		Ref: IXIT 55	
	0,55 m³ (2)		9 kg



TEAK	
	TK
	IXIT 77
	•
	CUSHIONS
	PIL IXIT 70... (2pcs)
CAT. A	•
CAT. B	•
CAT. C	•

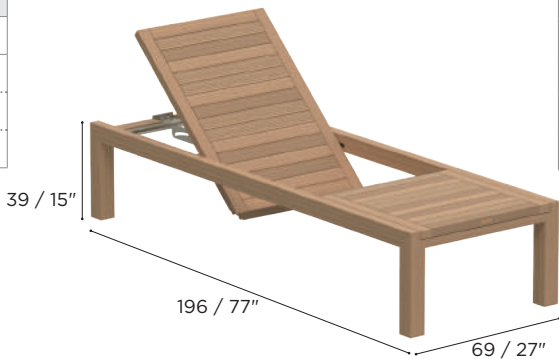
LOUNGE FOOTREST		Ref: IXIT 70T	
	0,06 m³		12 kg



TEAK	
	TK
	IXIT 150T
	•

TEAK	
	TK
	IXIT 70T
	•
	CUSHIONS
	PIL IXIT 70T... (1pc)
CAT. A	•
CAT. B	•
CAT. C	•




LOUNGER		Ref: IXIT 195	
	0,59 m³ (2)		32 kg
	36-37		32 kg






TEAK	
	TK
	IXIT 55
	•
	CUSHIONS
	PIL IXIT 55... (SEAT)
CAT. A	•
CAT. B	•
CAT. C	•

TEAK	
	TK
	IXIT 195
	•
	CUSHIONS
	PIL IXIT 195...
CAT. A	•
CAT. B	•
CAT. C	•

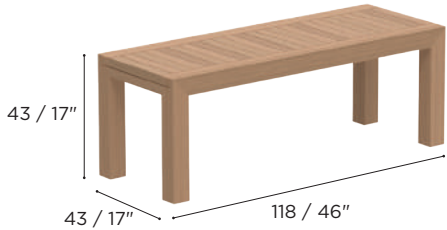
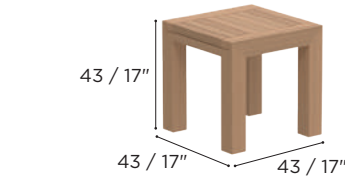
IXIT SPECIFICATIONS


STOOL		Ref: IXIT 43		
	0,08 m³		8,5 kg	
	38-39			

TEAK	
	TK
	IXIT 43
	•
	CUSHIONS
	PIL IXIT 43...
CAT. A	•
CAT. B	•
CAT. C	•

BENCH		Ref: IXIT 118		
	0,23 m³		15,5 kg	
	38-39			

TEAK	
	TK
	IXIT 118
	•
	CUSHIONS
	PIL IXIT 118...
CAT. A	•
CAT. B	•
CAT. C	•



BENCH		Ref: IXIT 178		
	0,35 m³		22 kg	
	38-39			

TEAK	
	TK
	IXIT 178
	•
	CUSHIONS
	PIL IXIT 178..
CAT. A	•
CAT. B	•
CAT. C	•





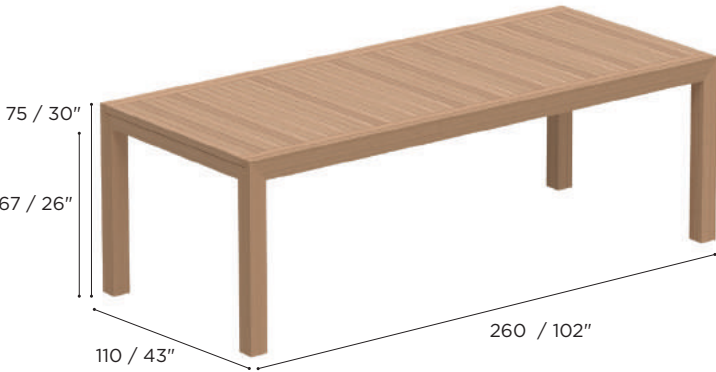


TABLE		Ref: IXIT 200		
	0,38 m³		54 kg	

TEAK	
	TK
	IXIT 200
	•

TABLE		Ref: IXIT 260		
	0,72 m³		78 kg	
	38-39			

TEAK	
	TK
	IXIT 260
	•



IXIT SPECIFICATIONS

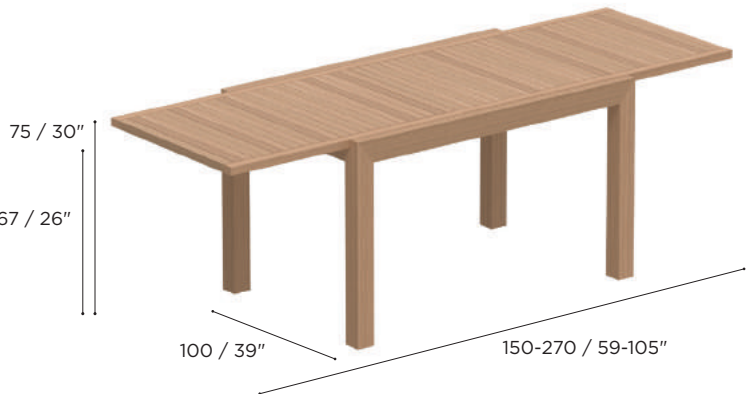
TABLE		Ref: IXIT 320		
	0,72 m³		93 kg	

TEAK	
	TK
	IXIT 320
	•



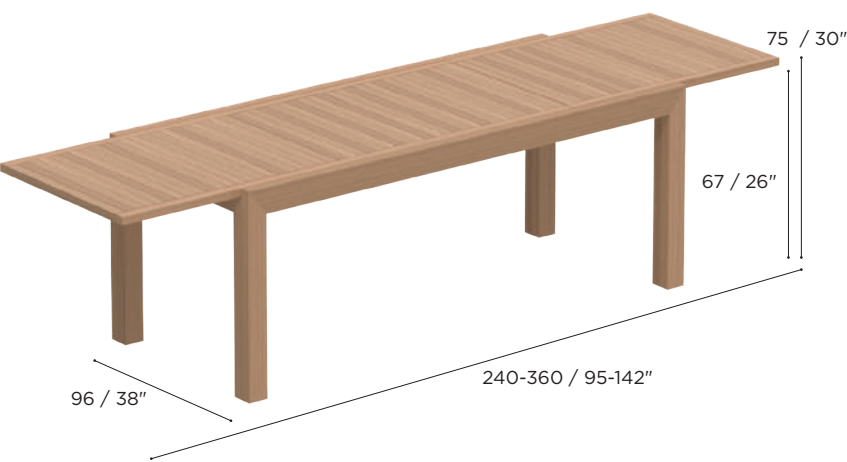
EXTENDABLE TABLE		Ref: IXIT 270		
	1,13 m³		73 kg	

TEAK	
	TK
	IXIT 270
	•



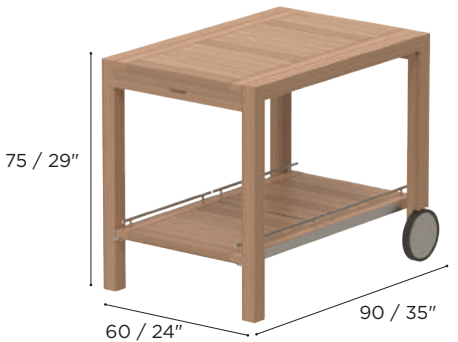
EXTENDABLE TABLE		Ref: IXIT 360		
	1,8 m³		86 kg	

TEAK	
	TK
	IXIT 360
	•



TROLLEY		Ref: IXIT T		
	0,41 m³		40 kg	

TEAK	
	TK
	IXIT T
	•





CHAIR			Ref: JIV 55WG...	
	0,21 m³		6,6 kg	
	40-41, 43-43, 110-111, 152-153			



CHAIR			Ref: JIV 55...	
	0,21 m³		6,6 kg	
	44-45			



		COATED ALUMINIUM + TEAK		COATED ALUMINIUM + TEAK	
		A	TK	BR	TK
OLEFIN FIBER		JIV 55 WGA	JIV 55 WGBR		
		•	•		
		CUSHIONS			
		PIL JIV 55 LED... (SEAT + BACK)			
CAT. A			•		
CAT. B			•		
CAT. C			•		
		PIL JIV 55 SED... (SEAT)			
CAT. A			•		
CAT. B			•		
CAT. C			•		
		PIL JIV 55 BED... (BACK)			
CAT. A			•		
CAT. B			•		
CAT. C			•		

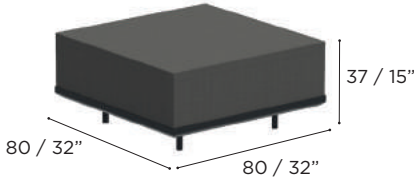
		COATED ALUMINIUM	COATED ALUMINIUM	COATED ALUMINIUM	COATED ALUMINIUM	COATED ALUMINIUM	COATED ALUMINIUM
		A	BR	WR	MR	OL	SB
		JIV 55 A	JIV 55 BR	JIV 55 WR	JIV 55 MR	JIV 55 OL	JIV 55 SB
		•	•	•	•	•	•
		CUSHIONS					
		PIL JIV 55 ALED... (SEAT + BACK)					
CAT. A					•		
CAT. B					•		
CAT. C					•		
		PIL JIV 55 ASED... (SEAT)					
CAT. A					•		
CAT. B					•		
CAT. C					•		
		PIL JIV 55 BED... (BACK)					
CAT. A					•		
CAT. B					•		
CAT. C					•		



LAZY SPECIFICATIONS



LOUNGE MODULE			Ref: LZ 80...	
	0,19 m³		14 kg	



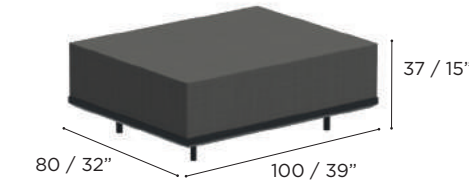
COATED ALUMINIUM		BR
TEXTILE	MAFL	LZ 80 BRMAFL
•		

LOUNGE MODULE			Ref: LZ 100S...	
	0,58 m³		51 kg	
	46-47			



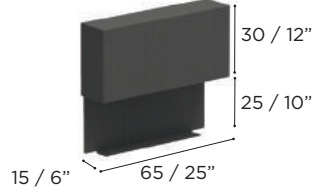
		COATED ALUMINIUM	
		BR	
TEXTILE	MAFL	LZ 100S BRMAFL	
		•	

LOUNGE MODULE			Ref: LZ 100...	
	0,24 m³		16,8 kg	




		COATED ALUMINIUM	
		BR	
TEXTILE	MAFL	LZ 100 BRMAFL	
		•	

BACK REST MODULE			Ref: LZ 65V...	
	0,05 m³		4,4 kg	



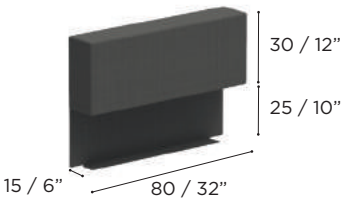
COATED ALUMINIUM		
BR		
TEXTILE	MAFL	LZ 65V MAFL
•		

LOUNGE MODULE			Ref: LZ 160...	
	0,49 m³		23,5 kg	
	46-47			



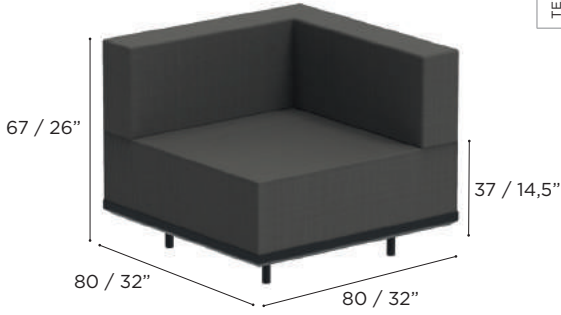
COATED ALUMINIUM		
BR		
TEXTILE	MAFL	LZ 160 BRMAFL
•		

BACK REST MODULE			Ref: LZ 80V...	
	0,07 m³		6,1 kg	




		COATED ALUMINIUM	
		BR	
TEXTILE	MAFL	LZ 80V MAFL	
		•	

LOUNGE MODULE			Ref: LZ 80C...	
	0,49 m³		35 kg	
	46-47			



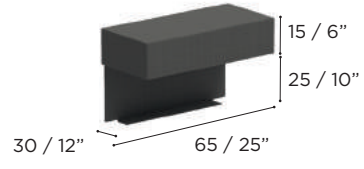
		COATED ALUMINIUM	
		BR	
TEXTILE	MAFL	LZ 80C BRMAFL	
		•	

BACK REST MODULE			Ref: LZ 100V...	
	0,08 m³		7,8 kg	
	46-47			



		COATED ALUMINIUM	
		BR	
TEXTILE	MAFL	LZ 100V MAFL	
		•	

BACK REST MODULE			Ref: LZ 65H...	
	0,06 m³		4,4 kg	



		COATED ALUMINIUM	
		BR	
TEXTILE	MAFL	LZ 65H MAFL	
		•	

LAZY SETS

SET 01



SET 02



SET 03



SET 04



LZ SET 01

INCLUDED

- 1 x LZ 160
- 2 x LZ 80V
- 2 x LZ 65V
- 2 x PIL 40 (CAT. A)

LZ SET 02

INCLUDED

- 2 x LZ 100
- 2 x LZ 100V
- 2 x LZ 65H
- 2 x PIL 40 (CAT. A)

LZ SET 03

INCLUDED

- 2 x LZ 160
- 1 x LZ 100V
- 3 x LZ 80V
- 4 x PIL 40 (CAT. A)

LZ SET 04


INCLUDED

- 3 x LZ 160
- 6 x LZ 80V
- 1 x LZ 65V
- 2 x LZ 65H
- 6 x PIL 40 (CAT. A)

LUSIT LOUNGE COLLECTION



LUSIT LOUNGE STANDARD FABRICS



FROST LINEN LAMINATED
REF: FLL - CAT. B



BROWN TWIN
REF: BRT - CAT. B




LINEN UNI
REF: LNU - CAT. B

ALL OTHER FABRICS AVAILABLE ON REQUEST PP 301 - 305

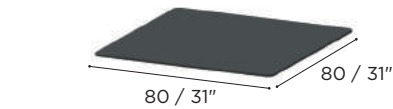
LUSIT LOUNGE CUSHIONS & SPECIFICATIONS

	ALURA / LUSIT LOUNGE CUSHIONS	
	PIL ALRL 60 V ... ARM 60 x 40	
STANDARD	•	
CAT. A	•	
CAT. B	•	
CAT. C	•	
	PIL ALRL 65 V ... BACK / ARM 65 x 40	
	•	
CAT. A	•	
CAT. B	•	
CAT. C	•	
	PIL ALRL 80 V ... BACK / ARM 80 x 40	
	•	
CAT. A	•	
CAT. B	•	
CAT. C	•	

	ALURA / LUSIT LOUNGE CUSHIONS	
	PIL ALRL 80 ... SEAT 80 x 80	
STANDARD	•	
CAT. A	•	
CAT. B	•	
CAT. C	•	
	PIL ALRL 160 ... SEAT 160 x 80	
	•	
CAT. A	•	
CAT. B	•	
CAT. C	•	



ALRL 80 TABLE TOP		Ref: ALRL 80 TOP...
	G: 15,7 kg - C: 14,7 kg - TK: 4,7 kg	



ALURA / LUSIT LOUNGE TABLE TOP 80		
GLASS	WU	ALRL 80 TOP GWU
	PG	ALRL 80 TOP GPG
	ZU	ALRL 80 TOP GZU
CERAMIC	WUM	ALRL 80 TOP CWUM
	BS	ALRL 80 TOP CBS
	CL	ALRL 80 TOP CCL
	PG	ALRL 80 TOP CPG
	TR	ALRL 80 TOP CTR
	TG	ALRL 80 TOP CTG
	ZUM	ALRL 80 TOP CZUM
	VB	ALRL 80 TOP CVB
	TK	ALRL 80 TOP W
		•
		•

ALRL 160 TABLE TOP		Ref: ALRL 160 TOP...
	G: 31,4 kg - C: 29,4kg	



ALURA / LUSIT LOUNGE TABLE TOP 160		
GLASS	WU	ALRL 160 TOP GWU
	PG	ALRL 160 TOP GPG
	ZU	ALRL 160 TOP GZU
CERAMIC	WUM	ALRL 160 TOP CWUM
	BS	ALRL 160 TOP CBS
	CL	ALRL 160 TOP CCL
	PG	ALRL 160 TOP CPG
	TR	ALRL 160 TOP CTR
	TG	ALRL 160 TOP CTG
	ZUM	ALRL 160 TOP CZUM
	VB	ALRL 160 TOP CVB
		•
		•
		•

LUSIT LOUNGE SPECIFICATIONS

BACKREST		Ref: LUS 60V...	
	0,05 m³		3,5 kg
	30-31, 48-49, 50-51		




COATED ALUMINIUM + WOVEN ROPE		COATED ALUMINIUM + WOVEN ROPE	
BR		WR	
LUS 60 VBRBR		LUS 60 VVRWU	
•		•	

LOUNGE ELEMENT / TABLE		Ref: LUS 80B...	
	0,15 m³		5,5 kg
	30-31, 48-49, 50-51		



COATED ALUMINIUM + WOVEN ROPE		COATED ALUMINIUM + WOVEN ROPE	
BR			
LUS 80 BBRBR		LUS 80 BWRWU	
•		•	

LOUNGE ELEMENT / TABLE		Ref: LUS 160B...	
	0,30 m³		10,5 kg
	30-31, 48-49, 50-51		



COATED ALUMINIUM + WOVEN ROPE		COATED ALUMINIUM + WOVEN ROPE	
BR			
LUS 160 BBRBR		LUS 160 BWRWU	
•		•	

LUSIT LOUNGE SETS

SET 01



LUS SET 01

INCLUDED

- 2 x LUS 160BBRBR
- 5 x LUS 60VBRBR
- 2 x PIL ALRL160 (STANDARD CAT.)
- 4 x PIL ALRL80V (STANDARD CAT.)
- 1 x PIL ALRL65V (STANDARD CAT.)

* = PRICE FOR BRONZE COATED ALUMINIUM FRAME AND STANDARD CUSHIONS (CAT. B)

SET 02



LUS SET 02

INCLUDED

- 2 x LUS 160BBRBR
- 5 x LUS 60VBRBR
- 2 x PIL ALRL160 (STANDARD CAT.)
- 4 x PIL ALRL80V (STANDARD CAT.)
- 1 x PIL ALRL65V (STANDARD CAT.)

* = PRICE FOR BRONZE COATED ALUMINIUM FRAME AND STANDARD CUSHIONS (CAT. B)

LUSIT LOUNGE SETS

SET 03



LUS SET 03

INCLUDED

- 2 x LUS 160BBRBR
- 1 x LUS 80BBRBR
- 6 x LUS 60VBRBR
- 2 x PIL ALRL160 (STANDARD CAT.)
- 4 x PIL ALRL80V (STANDARD CAT.)
- 2 x PIL ALRL65V (STANDARD CAT.)
- 1 x ALRL 80TOPW

* = PRICE FOR BRONZE COATED ALUMINIUM FRAME AND STANDARD CUSHIONS (CAT. B)

SET 04



LUS SET 04

INCLUDED

- 3 x LUS 160BBRBR
- 8 x LUS 60VBRBR
- 3 x PIL ALRL160 (STANDARD CAT.)
- 6 x PIL ALRL80V (STANDARD CAT.)
- 2 x PIL ALRL65V (STANDARD CAT.)

* = PRICE FOR BRONZE COATED ALUMINIUM FRAME AND STANDARD CUSHIONS (CAT. B)

MOZAIX LOUNGE COLLECTION



MOZAIX LOUNGE CUSHIONS

	SEAT CUSHIONS
	SEAT 75 x 75
	PIL MZX 75 ED...
STANDARD CAT. B	•
STANDARD CAT. C	•
CAT. A	•
CAT. B	•
CAT. C	•
	SEAT 100 x 100
	PIL MZX 100 ED...
STANDARD CAT. B	•
STANDARD CAT. C	•
CAT. A	•
CAT. B	•
CAT. C	•
	SEAT 100 x 75
	PIL MZX 100R ED...
STANDARD CAT. B	•
STANDARD CAT. C	•
CAT. A	•
CAT. B	•
CAT. C	•
	SEAT 125 x 125
	PIL MZX 125 ED...
STANDARD CAT. B	•
STANDARD CAT. C	•
CAT. A	•
CAT. B	•
CAT. C	•

	BACK CUSHIONS
	BACK 75 x 65 (HIGH)
	PIL MZX 75VH ED...
STANDARD CAT. B	•
STANDARD CAT. C	•
CAT. A	•
CAT. B	•
CAT. C	•
	BACK 75 x 40 (LOW)
	PIL MZX 75VL ED...
STANDARD CAT. B	•
STANDARD CAT. C	•
CAT. A	•
CAT. B	•
CAT. C	•
	BACK 100 x 65 (HIGH)
	PIL MZX 100VH ED...
STANDARD CAT. B	•
STANDARD CAT. C	•
CAT. A	•
CAT. B	•
CAT. C	•
	BACK 100 x 40 (LOW)
	PIL MZX 100VL ED...
STANDARD CAT. B	•
STANDARD CAT. C	•
CAT. A	•
CAT. B	•
CAT. C	•

	COMFORT CUSHIONS
	COMFORT CUSHION 60 x 40
	PIL MZX 60P...
STANDARD CAT. B	•
STANDARD CAT. C	•
CAT. A	•
CAT. B	•
CAT. C	•
	COMFORT CUSHION 75 x 40
	PIL MZX 75P...
STANDARD CAT. B	•
STANDARD CAT. C	•
CAT. A	•
CAT. B	•
CAT. C	•
	COMFORT CUSHION 85 x 40
	PIL MZX 85P...
STANDARD CAT. B	•
STANDARD CAT. C	•
CAT. A	•
CAT. B	•
CAT. C	•
	COMFORT CUSHION 100 x 40
	PIL MZX 100P...
STANDARD CAT. B	•
STANDARD CAT. C	•
CAT. A	•
CAT. B	•
CAT. C	•

MOZAIX LOUNGE STANDARD FABRICS



NATURAL SILVER DOT
REF: NSD - CAT. B






BROWN TWIN
REF: BRT - CAT. B

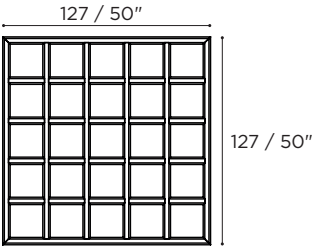





LIGHT BLUE DOT
REF: LBD - CAT. C

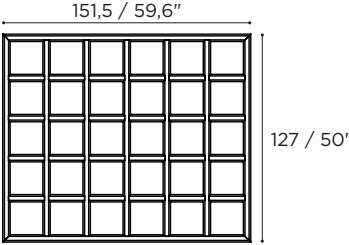
ALL OTHER FABRICS AVAILABLE ON REQUEST PP 301 - 305




MOZAIX LOUNGE SPECIFICATIONS

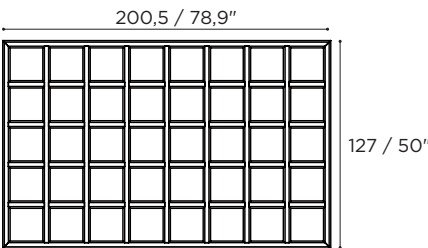
LOUNGE ELEMENT 125		Ref: MZX 125...	
	0,14 m³		27 kg
	52-53, 54-55, 56-57, 58-59		






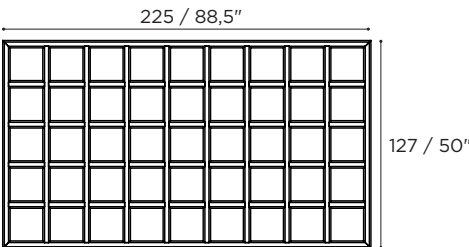
LOUNGE ELEMENT 150		Ref: MZX 150...	
	0,16 m³		32 kg
	52-53, 54-55, 56-57, 58-59		






LOUNGE ELEMENT 200		Ref: MZX 200...	
	0,22 m³		42 kg
	52-53, 54-55, 56-57, 58-59		









LOUNGE ELEMENT 225		Ref: MZX 225...	
	0,24 m³		47 kg
	52-53, 54-55, 56-57, 58-59		









LOUNGE ELEMENT LEGS		Ref: MZX LEG...	
	0,009 m³		1,7 kg
	52-53, 54-55, 56-57, 58-59		






MAHOGANY		MAHOGANY OILED TEAK		MAHOGANY OILED GREY	
					
MZX 125 MH		MZX 125 MHOT		MZX 125 MHOG	
•		•		•	




MAHOGANY		MAHOGANY OILED TEAK		MAHOGANY OILED GREY	
					
MZX 150 MH		MZX 150 MHOT		MZX 150 MHOG	
•		•		•	

MAHOGANY		MAHOGANY OILED TEAK		MAHOGANY OILED GREY	
					
MZX 200 MH		MZX 200 MHOT		MZX 200 MHOG	
•		•		•	



MAHOGANY		MAHOGANY OILED TEAK		MAHOGANY OILED GREY	
					
MZX 225 MH		MZX 225 MHOT		MZX 225 MHOG	
•		•		•	




MAHOGANY		MAHOGANY OILED TEAK		MAHOGANY OILED GREY	
					
MZX LEG MH		MZX LEG MHOT		MZX LEG MHOG	
•		•		•	

MOZAIX LOUNGE ACCESSORIES



MOZAIX LAMP BIG		Ref: RPY PMBR	
	0,9 m³		7 kg
	52-53, 54-55, 56-57, 58-59		






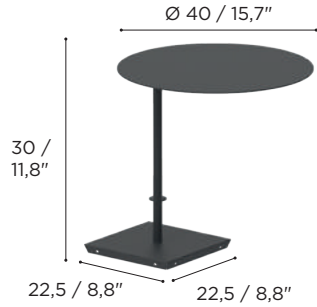
COATED ALUMINIUM + FIBER	
	
RPY PM BR	
•	


MOZAIX LAMP SMALL		Ref: RPY TMBR	
	0,067 m³		2,35 kg
	52-53, 54-55, 56-57, 58-59		






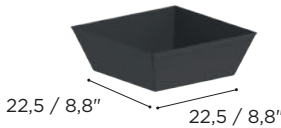
COATED ALUMINIUM + FIBER	
	
RPY TM BR	
•	


MOZAIX SIDE TABLE		Ref: MZX ST040BR	
	0,075 m³		2,85 kg
	52-53, 54-55, 56-57, 58-59		







COATED ALUMINIUM	
	
MZX ST 040 BR	
•	


MOZAIX PLANTER		Ref: MZX PLBR	
	0,0034 m³		0,25 kg
	52-53, 54-55, 56-57, 58-59		



COATED ALUMINIUM	
	
DEPTH 7 CM	MZX PL 07 BR
•	
DEPTH 12 CM	MZX PL 12 BR
•	

MOZAIX TILES		Ref: MZX TILE...	
	0,0015 m³		2,65 / 0,77 kg
	52-53, 54-55, 56-57, 58-59		



ENAMELED LAVA STONE	
	MZX TILE MO
•	
	MZX TILE LA
•	
	MZX TILE JA
•	
	MZX TILE PE
•	
	MZX TILE SL
•	
	MZX TILE MH
•	
	MZX TILE MHOT
•	
	MZX TILE MHOG
•	

MOZAIX LOUNGE SETS

SET 01



MZX SET 01
•

INCLUDED

- 2 x MZX 125 MH
- 2 x MZX 225 MH
- 16 x MZX LEG MH
- 6 x PIL MZX 75ED (STANDARD CAT. B)
- 6 x PIL MZX 75VHED (STANDARD CAT. B)
- 1 x PIL MZX 100VHED (STANDARD CAT. B)
- 6 x PIL MZX 75P (STANDARD CAT. B)
- 1 x PIL MZX 60P (STANDARD CAT. B)

= PRICE FOR LOUNGE MODULE + CUSHIONS
PRICE FOR ACCESSORIES IS SEPARATE

SET 02



MZX SET 02
•

INCLUDED

- 2 x MZX 125 MH
- 3 x MZX 225 MH
- 20 x MZX LEG MH
- 8 x PIL MZX 75ED (STANDARD CAT. B)
- 8 x PIL MZX 75VHED (STANDARD CAT. B)
- 1 x PIL MZX 100VHED (STANDARD CAT. B)
- 8 x PIL MZX 75P (STANDARD CAT. B)
- 1 x PIL MZX 60P (STANDARD CAT. B)

= PRICE FOR LOUNGE MODULE + CUSHIONS
PRICE FOR ACCESSORIES IS SEPARATE

SET 03



MZX SET 03
•

INCLUDED

- 1 x MZX 225 MH
- 4 x MZX LEG MH
- 2 x PIL MZX 100ED (STANDARD CAT. B)
- 1 x PIL MZX 100VHED (STANDARD CAT. B)
- 1 x PIL MZX 100P (STANDARD CAT. B)
- 1 x PIL MZX 75VLED (STANDARD CAT. B)

= PRICE FOR LOUNGE MODULE + CUSHIONS
PRICE FOR ACCESSORIES IS SEPARATE

MOZAIX LOUNGE SETS

SET 04



MZX SET 04
•

INCLUDED

- 3 x MZX 125 MH
- 2 x MZX 200 MH
- 1 x MZX 225 MH
- 24 x MZX LEG MH
- 2 x PIL MZX 75ED (STANDARD CAT. B)
- 4 x PIL MZX 100ED (STANDARD CAT. B)
- 1 x PIL MZX 100RED (STANDARD CAT. B)
- 1 x PIL MZX 125ED (STANDARD CAT. B)
- 3 x PIL MZX 75VHED (STANDARD CAT. B)
- 5 x PIL MZX 100VHED (STANDARD CAT. B)
- 3 x PIL MZX 100P (STANDARD CAT. B)
- 4 x PIL MZX 75P (STANDARD CAT. B)

= PRICE FOR LOUNGE MODULE + CUSHIONS
PRICE FOR ACCESSORIES IS SEPARATE

SET 05



MZX SET 05
•

INCLUDED

- 2 x MZX 125 MH
- 3 x MZX 225 MH
- 20 x MZX LEG MH
- 5 x PIL MZX 75ED (STANDARD CAT. B)
- 2 x PIL MZX 100ED (STANDARD CAT. B)
- 5 x PIL MZX 75VHED (STANDARD CAT. B)
- 2 x PIL MZX 100VHED (STANDARD CAT. B)
- 1 x PIL MZX 100P (STANDARD CAT. B)
- 5 x PIL MZX 75P (STANDARD CAT. B)
- 1 x PIL MZX 60P (STANDARD CAT. B)

= PRICE FOR LOUNGE MODULE + CUSHIONS
PRICE FOR ACCESSORIES IS SEPARATE

SET 06



MZX SET 06
•

INCLUDED

- 1 x MZX 225 MH
- 4 x MZX LEG MH
- 1 x PIL MZX 75ED (STANDARD CAT. B)
- 1 x PIL MZX 75VHED (STANDARD CAT. B)
- 1 x PIL MZX 75P (STANDARD CAT. B)
- 1 x PIL MZX 100RED (STANDARD CAT. B)

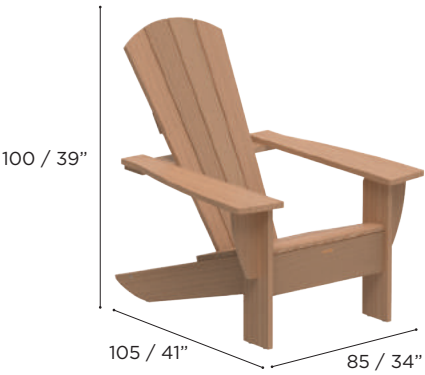
= PRICE FOR LOUNGE MODULE + CUSHIONS
PRICE FOR ACCESSORIES IS SEPARATE

NEW ENGLAND COLLECTION



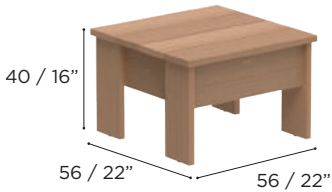
NEW ENGLAND SPECIFICATIONS

LOUNGE CHAIR			Ref: NEH 85TK		
	0,19 m³		24 kg		
	60-61				



TEAK	
TK	
	NEH 85 TK
	•
	CUSHIONS
	PIL NEH... (HEAD)
CAT. A	•
CAT. B	•
CAT. C	•
	PIL NE85... (SEAT)
CAT. A	•
CAT. B	•
CAT. C	•
	PIL NE85H... (SEAT & BACK)
CAT. A	•
CAT. B	•
CAT. C	•

FOOTREST			Ref: NE 56TK		
	0,02 m³		11 kg		
	60				



TEAK	
TK	
	NE 56 TK
	•

WHEEL SET			Ref: NE WTK		
	0,01 m³		1 kg		

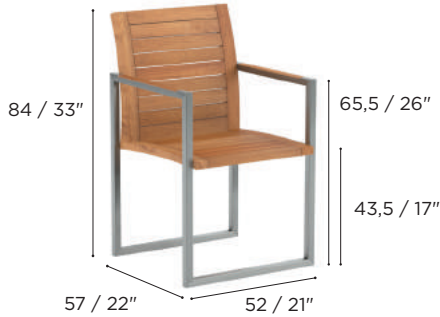





TEAK	
TK	
	NE W TK
	•

NINIX SPECIFICATIONS




ARM CHAIR				Ref: NNX 55...	
	0,28 m³		10 kg		
	62-63				



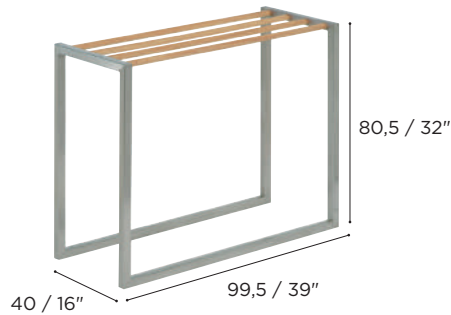
		STAINLESS STEEL BRUSHED	STAINLESS STEEL ELECTRO POLISHED
			
TEAK		NNX 55	NNX 55 EP
		•	•
		CUSHIONS	
		PIL NNX 55 ... (SEAT)	
CAT. A		•	
CAT. B		•	
CAT. C		•	

STORAGE BOX				Ref: NNX SBL...	
	0,96 m³		110 kg		



		STAINLESS STEEL BRUSHED	STAINLESS STEEL ELECTRO POLISHED
TEAK		NNX SBL	NNX SBL EP
		•	•

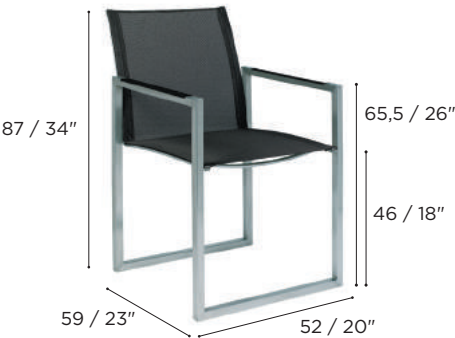
TOWEL RACK				Ref: NNX TR...	
	0,35 m³		9 kg		



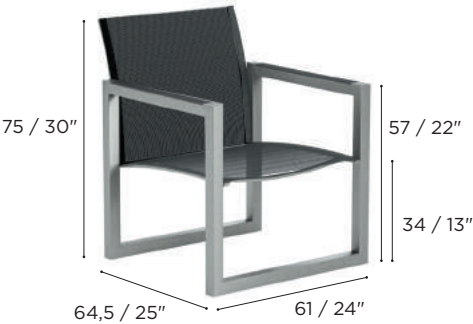
		STAINLESS STEEL BRUSHED	STAINLESS STEEL ELECTRO POLISHED	COATED ALUMINIUM	COATED ALUMINIUM	COATED ALUMINIUM
TEAK		NNX TR	NNX TR EP	NNX TR W	NNX TR S	NNX TR A
		•	•	•	•	•

NINIX SPECIFICATIONS

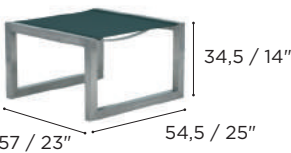
ARM CHAIR			Ref: NNX 55T...		
	0,29 m³		10 kg		
	64-65, 68-69, 72-73				



RELAX CHAIR			Ref: NNX 77T...		
	0,33 m³		12 kg		
	78				



FOOTREST			Ref: NNX FT...		
	0,14 m³		9 kg		



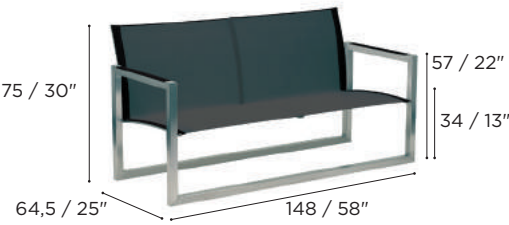
		STAINLESS STEEL BRUSHED	STAINLESS STEEL ELECTRO POLISHED	COATED STAINLESS STEEL	COATED STAINLESS STEEL	COATED STAINLESS STEEL	COATED STAINLESS STEEL
BATYLINE		NNX 55 TWU	NNX 55 TEPWU	NNX 55 TWWU			
		NNX 55 TCAU	NNX 55 TEPCAU				
				NNX 55 TSPG			
		NNX 55 TZU	NNX 55 TEPZU		NNX 55 TAZU		
						NNX 55 T BRBR	
OPTIONAL TEAK ARMRESTS		NNX 55T ARWSET					
		•					
		CUSHIONS					
		PIL NNX55T ... (SEAT + BACK)					
CAT. A		•					
CAT. B		•					
CAT. C		•					

BATYLINE		NNX 77 TWU	NNX 77 TEPWU	NNX 77 TWWU			
		NNX 77 TCAU	NNX 77 TEPCAU				
				NNX 77 TSPG			
		NNX 77 TZU	NNX 77 TEPZU		NNX 77 TAZU		
						NNX 77 TBRBR	
OPTIONAL TEAK ARMRESTS		NNX 77T ARWSET					
		•					
		CUSHIONS					
		PIL NNX77T ... (SEAT + BACK)					
CAT. A		•					
CAT. B		•					
CAT. C		•					

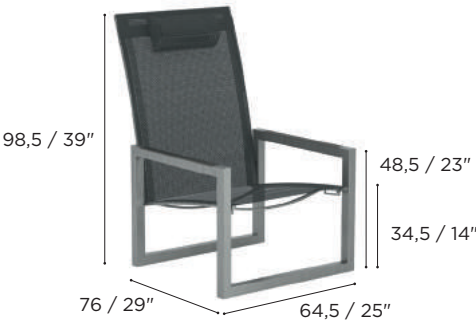
BATYLINE		NNX F TWU	NNX F TEPWU	NNX F TWWU			
		NNX F TCAU	NNX F TEPCAU				
				NNX F TSPG			
		NNX F TZU	NNX F TEPZU		NNX F TAZU		
						NNX F TBRBR	

NINIX SPECIFICATIONS

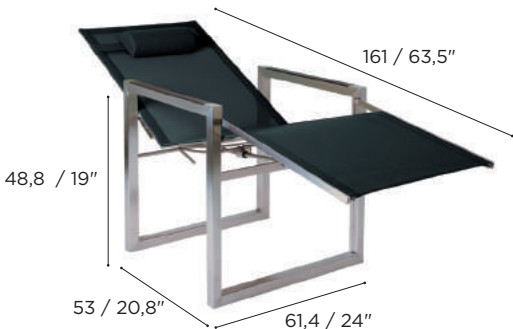
LOW BENCH			Ref: NNX 154T...		
	0,81 m³		27 kg		



RELAX CHAIR			Ref: NNX 60T..		
	0,5 m³		12,5 kg		
	Headcushion included				



RELAX CHAIR			Ref: NNX 65T..		
	0,54 m³		20 kg		
	Headcushion included				



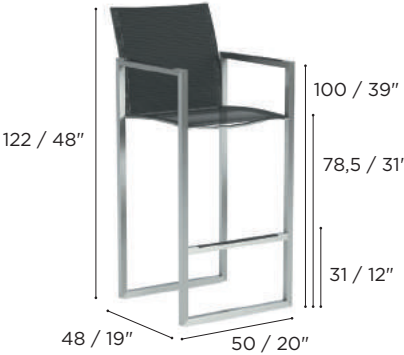
		STAINLESS STEEL BRUSHED	STAINLESS STEEL ELECTRO POLISHED	COATED STAINLESS STEEL	COATED STAINLESS STEEL	COATED STAINLESS STEEL	COATED STAINLESS STEEL
BATYLINE		NNX 154 TWU	NNX 154 TEPWU	NNX 154 TWWU			
		NNX 154 TCAU	NNX 154 TEPCAU				
				NNX 154 TSPG			
		NNX 154 TZU	NNX 154 TEPZU		NNX 154 TAZU		
						NNX 154 TBRBR	
OPTIONAL TEAK ARMRESTS		NNX 154T ARWSET					
		•					
		CUSHIONS					
		PIL NNX154T ... (SEAT + BACK)					
CAT. A		•					
CAT. B		•					
CAT. C		•					

BATYLINE		NNX 60 TWU	NNX 60 TEPWU	NNX 60 TWWU			
		NNX 60 TCAU	NNX 60 TEPCAU				
				NNX 60 TSPG			
		NNX 60 TZU	NNX 60 TEPZU		NNX 60 TAZU		
						NNX 60 TBRBR	
OPTIONAL TEAK ARMRESTS		NNX 60T ARWSET					
		•					
		CUSHIONS					
		PIL NNX60T ... (SEAT + BACK)					
CAT. A		•					
CAT. B		•					
CAT. C		•					

BATYLINE		NNX 65 TWU	NNX 65 TEPWU				
		NNX 65 TCAU	NNX 65 TEPCAU				
		NNX 65 TZU	NNX 65 TEPZU				
OPTIONAL TEAK ARMRESTS		NNX 65T ARWSET					
		•					
		CUSHIONS					
		PIL NNX 65 T ... (SEAT + BACK)					
CAT. A		•					
CAT. B		•					
CAT. C		•					

NINIX SPECIFICATIONS


BAR CHAIR			Ref: NNX 43T...		
	0,29 m³		11,8 kg		
	66-67				



		STAINLESS STEEL BRUSHED	STAINLESS STEEL ELECTRO POLISHED	COATED STAINLESS STEEL	COATED STAINLESS STEEL	COATED STAINLESS STEEL	COATED STAINLESS STEEL
BATYLINE		NNX 43 TWU •	NNX 43 TEPWU •	NNX 43 TWWU •			
		NNX 43 TCAU •	NNX 43 TEPCAU •				
					NNX 43 TSPG •		
		NNX 43 TZU •	NNX 43 TEPZU •			NNX 43 TAZU •	
							NNX 43 TBRBR •
OPTIONAL TEAK ARMRESTS		NNX 43T ARWSET •					
		CUSHIONS					
		PIL NNX55T ... (SEAT + BACK)					
CAT. A					•		
CAT. B					•		
CAT. C					•		

NINIX SPECIFICATIONS

SIDE TABLE			Ref: NNX 50...		
	0,13 m³		G/C: 10 kg	TK: 7,5 kg	
	65, 70-71				



		STAINLESS STEEL BRUSHED	STAINLESS STEEL ELECTRO POLISHED	COATED STAINLESS STEEL	COATED STAINLESS STEEL	COATED STAINLESS STEEL	COATED STAINLESS STEEL
GLASS		NNX 50 GWU * •	NNX 50 GEPWU * •	NNX 50 GWWU * •			
		NNX 50 GCLU * •	NNX 50 GEPCLU * •				
CERAMIC		NNX 50 CWU •	NNX 50 CEPWU •	NNX 50 CWWU •			
		NNX 50 CCL •	NNX 50 CEPCL •				
		NNX 50 CTG •	NNX 50 CEPTG •				
					NNX 50 CSPG •		
							NNX 50 CBRVB •
		NNX 50 CZU •	NNX 50 CEPZU •			NNX 50 CAZU •	
TEAK		NNX 50 •	NNX 50 EP •	NNX 50 WW •	NNX 50 WS •	NNX 50 WA •	NNX 50 WBR •

LOUNGER			Ref: NNX 195T...		
	0,69 m³		25 kg		
	Headcushion included				
	64, 68, 70-71, 76-77				



		STAINLESS STEEL BRUSHED	STAINLESS STEEL ELECTRO POLISHED	COATED STAINLESS STEEL	COATED STAINLESS STEEL	COATED STAINLESS STEEL	COATED STAINLESS STEEL
BATYLINE		NNX 195 TWU •	NNX 195 TEPWU •	NNX 195 TWWU •			
		NNX 195 TCAU •	NNX 195 TEPCAU •				
					NNX 195 TSPG •		
		NNX 195 TZU •	NNX 195 TEPZU •			NNX 195 TAZU •	
							NNX 195 TBRBR •
OPTIONAL TEAK ARMRESTS		NNX 195T ARWSET •					
		CUSHIONS					
		PIL NNX195T ...					
CAT. A					•		
CAT. B					•		
CAT. C					•		

LOW SIDE TABLE			Ref: NNX 90T...		
	0,33 m³		G/C: 32 kg	TK: 24 kg	



		STAINLESS STEEL BRUSHED	STAINLESS STEEL ELECTRO POLISHED	COATED ALUMINIUM	COATED ALUMINIUM	COATED ALUMINIUM	COATED ALUMINIUM
GLASS		NNX 90T GWU * •	NNX 90T GEPWU * •	NNX 90T GWWU * •			
		NNX 90T GCLU * •	NNX 90T GEPCLU * •				
CERAMIC		NNX 90T CWU •	NNX 90T CEPWU •	NNX 90T CWWU •			
		NNX 90T CCL •	NNX 90T CEPCL •				
		NNX 90T CTG •	NNX 90T CEPTG •				
					NNX 90T CSPG •		
							NNX 90T CBRVB •
		NNX 90T CZU •	NNX 90T CEPZU •			NNX 90T CAZU •	
TEAK		NNX 90T •	NNX 90T EP •	NNX 90T WW •	NNX 90T WS •	NNX 90T WA •	NNX 90T WBR •


NINIX SPECIFICATIONS

LOW TABLE			Ref: NNX 150T...
	0,55 m³		G/C: 48 kg TK: 33 kg
	73, 76-77, 78-79		



		STAINLESS STEEL BRUSHED	STAINLESS STEEL ELECTRO POLISHED	COATED ALUMINIUM	COATED ALUMINIUM	COATED ALUMINIUM	COATED ALUMINIUM
GLASS	WU	NNX 150T GWU *	NNX 150T GEPWU *	NNX 150T GWWU *			
	CLU	NNX 150T GCLU *	NNX 150T GEPCLU *				
CERAMIC	WU	NNX 150T CWU	NNX 150T CEPWU	NNX 150T CWWU			
	CL	NNX 150T CCL	NNX 150T CEPCL				
	TG	NNX 150T CTG	NNX 150T CEPTG				
	PG			NNX 150T CSPG			
	VB						NNX 150T CBRVB
	ZU	NNX 150T CZU	NNX 150T CEPZU			NNX 150T CAZU	
TEAK	TK	NNX 150T	NNX 150T EP	NNX 150T WW	NNX 150T WS	NNX 150T WA	NNX150T WBR

BAR TABLE			Ref: NNX 240H...
	2,32 m³		52,8 kg
	66-67		



		STAINLESS STEEL BRUSHED	STAINLESS STEEL ELECTRO POLISHED	COATED STAINLESS STEEL	COATED STAINLESS STEEL	COATED STAINLESS STEEL	COATED STAINLESS STEEL
CERAMIC	WU	NNX 240H CWU	NNX 240H CEPWU	NNX 240H CWWU			
	CL	NNX 240H CCL	NNX 240H CEPCL				
	TG	NNX 240H CTG	NNX 240H CEPTG				
	PG			NNX 240H CSPG			
	VB						NNX 240H CBRVB
	ZU	NNX 240H CZU	NNX 240H CEPZU			NNX 240H CAZU	
TEAK	TK	NNX 240H W	NNX 240H WEP	NNX 240H WW	NNX 240H WS	NNX 240H WA	NNX 240H WBR


TABLE			Ref: NNX 90...
	0,64 m³		G/C: 37 kg TK: 29 kg



TABLE			Ref: NNX 150...
	1,02 m³		G/C: 53 kg TK: 38 kg



TABLE			Ref: NNX 200...
	1,43 m³		G/C: 66 kg TK: 52 kg
	64		




		STAINLESS STEEL BRUSHED	STAINLESS STEEL ELECTRO POLISHED
GLASS	WU	NNX 90 GWU *	NNX 90 GEPWU *
	CLU	NNX 90 GCLU *	NNX 90 GEPCLU *
CERAMIC	WU	NNX 90 CWU	NNX 90 CEPWU
	TG	NNX 90 CTG	NNX 90 CEPTG
	ZU	NNX 90 CZU	NNX 90 CEPZU
TEAK	TK	NNX 90	NNX 90 EP

		STAINLESS STEEL BRUSHED	STAINLESS STEEL ELECTRO POLISHED
GLASS	WU	NNX 150 GWU *	NNX 150 GEPWU *
	CLU	NNX 150 GCLU *	NNX 150 GEPCLU *
CERAMIC	WU	NNX 150 CWU	NNX 150 CEPWU
	TG	NNX 150 CTG	NNX 150 CEPTG
	ZU	NNX 150 CZU	NNX 150 CEPZU
TEAK	TK	NNX 150	NNX 150 EP

		STAINLESS STEEL BRUSHED	STAINLESS STEEL ELECTRO POLISHED	COATED ALUMINIUM	COATED ALUMINIUM	COATED ALUMINIUM	COATED ALUMINIUM
GLASS	WU	NNX 200 GWU *	NNX 200 GEPWU *	NNX 200 GWWU *			
	CLU	NNX 200 GCLU *	NNX 200 GEPCLU *				
CERAMIC	WU	NNX 200 CWU	NNX 200 CEPWU	NNX 200 CWWU			
	CL	NNX 200 CCL	NNX 200 CEPCL				
	TG	NNX 200 CTG	NNX 200 CEPTG				
	PG				NNX 200 CSPG		
	VB						NNX 200 CBRVB
	ZU	NNX 200 CZU	NNX 200 CEPZU			NNX 200 CAZU	
	TK	NNX 200 W	NNX 200 WEP	NNX 200 WW	NNX 200 WS	NNX 200 WA	NNX 200 WBR

NINIX SPECIFICATIONS

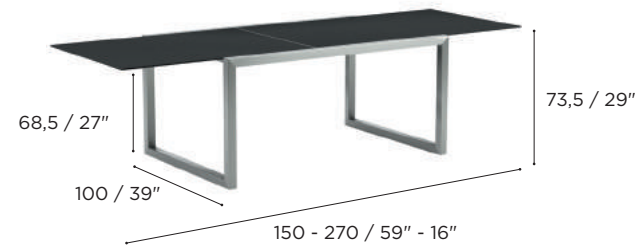
TABLE			Ref: NNX 300...
	2,25 m³		G/C: 143 kg
	62-63, 72-73		



		STAINLESS STEEL BRUSHED	STAINLESS STEEL ELECTRO POLISHED	COATED STAINLESS STEEL	COATED STAINLESS STEEL	COATED STAINLESS STEEL	COATED STAINLESS STEEL
GLASS		NNX 300 GWU *	NNX 300 GEPWU *	NNX 300 GWWU *			
		NNX 300 GCLU *	NNX 300 GEPCLU *				
CERAMIC		NNX 300 CWU	NNX 300 CEPWU	NNX 300 CWWU			
		NNX 300 CCL	NNX 300 CEPCL				
		NNX 300 CTG	NNX 300 CEPTG				
					NNX 300 CSPG		
							NNX 300 CBRVB
		NNX 300 CZU	NNX 300 CEPZU			NNX 300 CAZU	
TEAK		NNX 300 W	NNX 300 WEP	NNX 300 WW	NNX 300 WS	NNX 300 WA	NNX 300 WBR

NINIX SPECIFICATIONS

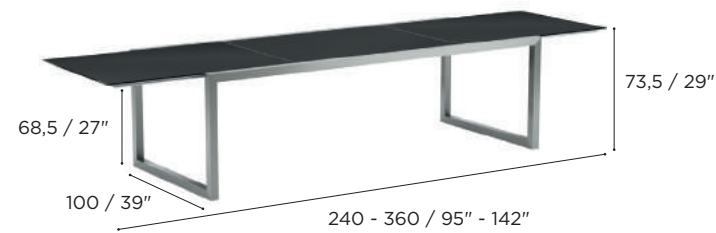
EXTENDABLE TABLE			Ref: NNX 270...
	1,02 m³		TK: 80 kg



		STAINLESS STEEL BRUSHED	STAINLESS STEEL ELECTRO POLISHED	COATED STAINLESS STEEL	COATED STAINLESS STEEL	COATED STAINLESS STEEL
CERAMIC		NNX 270 CWU	NNX 270 CEPWU	NNX 270 CWWU		
					NNX 270 CSPG	
		NNX 270 CZU	NNX 270 CEPZU			NNX 270 CAZU



EXTENDABLE TABLE			Ref: NNX 360...
	1,92 m³		G/C: 132 kg TK: 83 kg
	68-69		



		STAINLESS STEEL BRUSHED	STAINLESS STEEL ELECTRO POLISHED	COATED STAINLESS STEEL	COATED STAINLESS STEEL	COATED STAINLESS STEEL
CERAMIC		NNX 360 CWU	NNX 360 CEPWU	NNX 360 CWWU		
					NNX 360 CSPG	
		NNX 360 CZU	NNX 360 CEPZU			NNX 360 CAZU
TEAK		NNX 360	NNX 360 EP	NNX 360 WW	NNX 360 WS	NNX 360 WA

NINIX LOUNGE COLLECTION



NINIX LOUNGE SPECIFICATIONS

ONE SEATER MODULAR ELEMENT			Ref: NNXL 80T...		
	0,55 m³		21,3 kg		




RIGHT CORNER MODULAR ELEMENT			Ref: NNXL 80RT...		
	0,55 m³		23,4 kg		




		STAINLESS STEEL BRUSHED	STAINLESS STEEL ELECTRO POLISHED	COATED ALUMINIUM	COATED ALUMINIUM	COATED ALUMINIUM
BATYLINE		NNXL 80 TWU	NNXL 80 TEPWU	NNXL 80 TWWU		
		NNXL 80 TCAU	NNXL 80 TEPCAU			
					NNXL 80 TSPG	
		NNXL 80 TZU	NNXL 80 TEPZU			NNXL 80 TAZU
CUSHIONS						
SEE OPTIONS ON PP 218						

		STAINLESS STEEL BRUSHED	STAINLESS STEEL ELECTRO POLISHED	COATED ALUMINIUM	COATED ALUMINIUM	COATED ALUMINIUM
BATYLINE		NNXL 80 RTWU	NNXL 80 RTEPWU	NNXL 80 RTWWU		
		NNXL 80 RTCAU	NNXL 80 RTEPCAU			
					NNXL 80 RTS PG	
		NNXL 80 RTZU	NNXL 80 RTEPZU			NNXL 80 RTAZU
NNXL 80 T ARWSET						
OPTIONAL TEAK ARMRESTS						
CUSHIONS						
SEE OPTIONS ON PP 218						

NINIX LOUNGE STANDARD FABRICS



FROST LINEN LAMINATED
REF: FLL - CAT. B



LINEN CHEVRON
REF: LNC - CAT. B



PITCH BLACK HEAVY
REF: ZUPH - CAT. B

ALL OTHER FABRICS AVAILABLE ON REQUEST PP 301 - 305



HARD BACK CUSHION
ref: PIL NNXL ... ED ...



SOFT BACK CUSHION
ref: PIL NNXL ... EDS ...

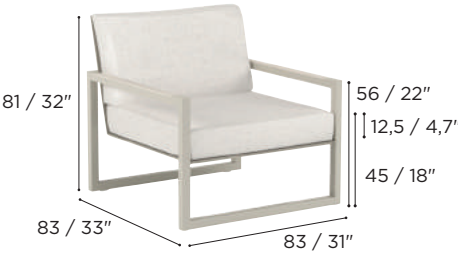
NINIX LOUNGE SPECIFICATIONS

LEFT CORNER MODULAR ELEMENT		Ref: NNXL 80LT...	
	0,55 m³		23,4 kg



		STAINLESS STEEL BRUSHED	STAINLESS STEEL ELECTRO POLISHED	COATED ALUMINIUM	COATED ALUMINIUM	COATED ALUMINIUM
BATYLINE		NNXL 80 LTWU	NNXL 80 LTEPWU	NNXL 80 LTWWU		
		NNXL 80 LTCAU	NNXL 80 LTEPCAU			
				NNXL 80 LTSPG		
		NNXL 80 LTZU	NNXL 80 LTEPZU			NNXL 80 LTAZU
OPTIONAL TEAK ARMRESTS		NNXL 80 T ARWSET				
		•				
		CUSHIONS				
		SEE OPTIONS ON PP 218				

ONE SEATER MODULAR ELEMENT		Ref: NNXL 100T...	
	0,55 m³		25,7 kg
	72-73, 74-75, 76-77		



		STAINLESS STEEL BRUSHED	STAINLESS STEEL ELECTRO POLISHED	COATED ALUMINIUM	COATED ALUMINIUM	COATED ALUMINIUM	COATED ALUMINIUM
BATYLINE		NNXL 100 TWU	NNXL 100 TEPWU	NNXL 100 TWWU			
		NNXL 100 TCAU	NNXL 100 TEPCAU				
				NNXL 100 TSPG			
		NNXL 100 TZU	NNXL 100 TEPZU			NNXL 100 TAZU	
							NNXL 100 TBRBR
OPTIONAL TEAK ARMRESTS		NNXL 100 T ARWSET					
		•					
		CUSHIONS					
		SEE OPTIONS ON PP 218					

CUSHIONS FOR NNXL80 / NNXL80L / NNXL80R / NNXL100	
	NORMAL BACK CUSHION
	PIL NNXL 80 ED... (2 pcs)
	•
STANDARD	•
CAT. A	•
CAT. B	•
CAT. C	•
	SOFT BACK CUSHION
	PIL NNXL 80 EDS... (2 pcs)
	•
STANDARD	•
CAT. A	•
CAT. B	•
CAT. C	•


NINIX LOUNGE SPECIFICATIONS

FOOTREST MODULAR ELEMENT		Ref: NNXL 80FT...	
	0,17 m³		14,9 kg
	72-73, 74-75, 76-77, 78-79		



		STAINLESS STEEL BRUSHED	STAINLESS STEEL ELECTRO POLISHED	COATED ALUMINIUM	COATED ALUMINIUM	COATED ALUMINIUM	COATED ALUMINIUM
BATYLINE		NNXL 80 FTWU	NNXL 80 FTEPWU	NNXL 80 FTWWU			
		NNXL 80 FTCAU	NNXL 80 FTEPCAU				
				NNXL 80 FTSPG			
		NNXL 80 FTZU	NNXL 80 FTEPZU			NNXL 80 FTAZU	
							NNXL 80 FTBRBR
		CUSHIONS					
		PIL NNXL 80 F ED... (1 pc)					
STANDARD		•					
CAT. A		•					
CAT. B		•					
CAT. C		•					

CORNER MODULAR ELEMENT		Ref: NNXL 80CT...	
	0,55 m³		29,4 kg
	72-73		

















		STAINLESS STEEL BRUSHED	STAINLESS STEEL ELECTRO POLISHED	COATED ALUMINIUM	COATED ALUMINIUM	COATED ALUMINIUM	COATED ALUMINIUM
BATYLINE		NNXL 80 CTWU	NNXL 80 CTEPWU	NNXL 80 CTWWU			
		NNXL 80 CTCAU	NNXL 80 CTEPCAU				
				NNXL 80 CTSPG			
		NNXL 80 CTZU	NNXL 80 CTEPZU			NNXL 80 CTAZU	
							NNXL 80 CTBRBR
		CUSHIONS					
		NORMAL BACK CUSHION				SOFT BACK CUSHION	
		PIL NNXL 80 C ED... (3 pcs)				PIL NNXL 80 C EDS... (3 pcs)	
STANDARD		•				•	
CAT. A		•				•	
CAT. B		•				•	
CAT. C		•				•	

NINIX LOUNGE SPECIFICATIONS












TWO SEATER MODULAR ELEMENT		Ref: NNXL 160T...	
	1,04 m³		49 kg






		STAINLESS STEEL BRUSHED	STAINLESS STEEL ELECTRO POLISHED	COATED ALUMINIUM	COATED ALUMINIUM	COATED ALUMINIUM	COATED ALUMINIUM
							
BATYLINE		NNXL 160 TWU •	NNXL 160 TEPWU •	NNXL 160 TWWU •			
		NNXL 160 TCAU •	NNXL 160 TEPCAU •				
				NNXL 160 TSPG •			
		NNXL 160 TZU •	NNXL 160 TEPZU •		NNXL 160 TAZU •		
							NNXL 160 TBRBR •
OPTIONAL TEAK ARMREST		NNXL 100 T ARWSET •					
		CUSHIONS					
		SEE OPTIONS ON PP 221					












TWO SEATER MODULAR ELEMENT		Ref: NNXL 160ZT...	
	1,04 m³		44,7 kg
	72-73, 78-79		






		STAINLESS STEEL BRUSHED	STAINLESS STEEL ELECTRO POLISHED	COATED ALUMINIUM	COATED ALUMINIUM	COATED ALUMINIUM	COATED ALUMINIUM
							
BATYLINE		NNXL 160Z TWU •	NNXL 160Z TEPWU •	NNXL 160Z TWWU •			
		NNXL 160Z TCAU •	NNXL 160Z TEPCAU •				
				NNXL 160Z TSPG •			
		NNXL 160Z TZU •	NNXL 160Z TEPZU •		NNXL 160Z TAZU •		
							NNXL 160Z TBRBR •
		CUSHIONS					
		SEE OPTIONS ON PP 221					

TWO SEATER LEFT MODULAR ELEMENT		Ref: NNXL 160L...	
	1,04 m³		46,8 kg
	72-73, 76-77		














		STAINLESS STEEL BRUSHED	STAINLESS STEEL ELECTRO POLISHED	COATED ALUMINIUM	COATED ALUMINIUM	COATED ALUMINIUM	COATED ALUMINIUM
							
BATYLINE		NNXL 160 LTWU •	NNXL 160 LTEPWU •	NNXL 160 LTWWU •			
		NNXL 160 LTCAU •	NNXL 160 LTEPCAU •				
				NNXL 160 LTSPG •			
		NNXL 160 LTZU •	NNXL 160 LTEPZU •		NNXL 160 LTAZU •		
							NNXL 160 LTBRBR •
OPTIONAL TEAK ARMREST		NNXL 80 T ARWSET •					
		CUSHIONS					
		SEE OPTIONS ON PP 221					

NINIX LOUNGE SPECIFICATIONS

TWO SEATER RIGHT MODULAR ELEMENT		Ref: NNXL 160RT...	
	1,04 m³		46,8 kg
	72-73, 76-77, 78-79		














		STAINLESS STEEL BRUSHED	STAINLESS STEEL ELECTRO POLISHED	COATED ALUMINIUM	COATED ALUMINIUM	COATED ALUMINIUM	COATED ALUMINIUM
							
BATYLINE		NNXL 160 RTWU •	NNXL 160 RTEPWU •	NNXL 160 RTWWU •			
		NNXL 160 RTCAU •	NNXL 160 RTEPCAU •				
				NNXL 160 RTSPG •			
		NNXL 160 RTZU •	NNXL 160 RTEPZU •		NNXL 160 RTAZU •		
							NNXL 160 RTBRBR •
OPTIONAL TEAK ARMREST		NNXL 80 T ARWSET •					
		CUSHIONS					
		SEE OPTIONS ON PP 221					




	CUSHIONS FOR NNXL160 / NNXL160Z / NNXL160L / NNXL160R	
	NORMAL BACK CUSHION	SOFT BACK CUSHION
	1x PIL NNXL 160 ED... (3 pcs)	1x PIL NNXL 160 EDS... (3 pcs)
STANDARD	•	•
CAT. A	•	•
CAT. B	•	•
CAT. C	•	•
	2x PIL NNXL 80 ED... (4 pcs)	2x PIL NNXL 80 EDS... (4 pcs)
STANDARD	•	•
CAT. A	•	•
CAT. B	•	•
CAT. C	•	•

THREE SEATER MODULAR ELEMENT		Ref: NNXL 240T...	
	1,54 m³		68,1 kg



		STAINLESS STEEL BRUSHED	STAINLESS STEEL ELECTRO POLISHED	COATED ALUMINIUM	COATED ALUMINIUM	COATED ALUMINIUM	COATED ALUMINIUM
							
BATYLINE		NNXL 240 TWU •	NNXL 240 TEPWU •	NNXL 240 TWWU •			
		NNXL 240 TCAU •	NNXL 240 TEPCAU •				
				NNXL 240 TSPG •			
		NNXL 240 TZU •	NNXL 240 TEPZU •		NNXL 240 TAZU •		
							NNXL 240 TBRBR •
OPTIONAL TEAK ARMRESTS		NNXL 100 T ARWSET •					
		CUSHIONS					
		SEE OPTIONS ON PP 222					

NINIX LOUNGE SPECIFICATIONS

THREE SEATER LEFT MODULAR ELEMENT			Ref: NNXL 240LT...
	1,54 m³		70,2 kg
	78-79		



THREE SEATER RIGHT MODULAR ELEMENT			Ref: NNXL 240RT...		
	1,54 m³		70,2 kg		







		STAINLESS STEEL BRUSHED	STAINLESS STEEL ELECTRO POLISHED	COATED ALUMINIUM	COATED ALUMINIUM	COATED ALUMINIUM	COATED ALUMINIUM
BATYLINE		NNXL 240 LTWU	NNXL 240 LTEPWU	NNXL 240 LTWWU			
		NNXL 240 LTCAU	NNXL 240 LTEPCAU				
				NNXL 240 LTSPG			
		NNXL 240 LTZU	NNXL 240 LTEPZU			NNXL 240 LTAZU	
							NNXL 240 LTBRBR
OPTIONAL TEAK ARMREST		NNXL 80 T ARWSET					
		CUSHIONS					
		SEE OPTIONS ON PP 222					




		STAINLESS STEEL BRUSHED	STAINLESS STEEL ELECTRO POLISHED	COATED ALUMINIUM	COATED ALUMINIUM	COATED ALUMINIUM	COATED ALUMINIUM
BATYLINE		NNXL 240 RTWU	NNXL 240 RTEPWU	NNXL 240 RTWWU			
		NNXL 240 RTCAU	NNXL 240 RTEPCAU				
				NNXL 240 RTSPG			
		NNXL 240 RTZU	NNXL 240 RTEPZU			NNXL 240 RTAZU	
							NNXL 240 RTBRBR
OPTIONAL TEAK ARMREST		NNXL 80 T ARWSET					
		CUSHIONS					
		SEE OPTIONS ON PP 222					

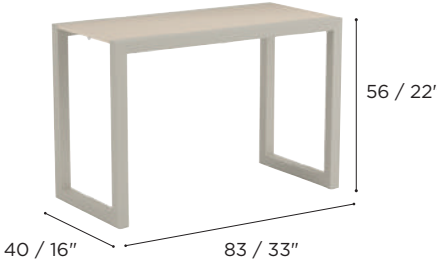
	CUSHIONS FOR NNXL240 / NNXL240L / NNXL240R	
	NORMAL BACK CUSHION	SOFT BACK CUSHION
	1x PIL NNXL 240 ED... (4 pcs)	1x PIL NNXL 240 EDS... (4 pcs)
STANDARD	•	•
CAT. A	•	•
CAT. B	•	•
CAT. C	•	•
	3x PIL NNXL 80 ED... (6 pcs)	3x PIL NNXL 80 EDS... (6 pcs)
STANDARD	•	•
CAT. A	•	•
CAT. B	•	•
CAT. C	•	•

NINIX LOUNGE SPECIFICATIONS

LOUNGE TABLE			Ref: NNXL 40T...		
	0,10 m³			12,8 kg	
	73				



LOUNGE TABLE			Ref: NNXL 40S...		
	0,19 m³			19,5 kg	
	73				


















		STAINLESS STEEL BRUSHED	STAINLESS STEEL ELECTRO POLISHED	COATED ALUMINIUM	COATED ALUMINIUM	COATED ALUMINIUM	COATED ALUMINIUM
GLASS		NNXL 40T GWU	NNXL 40T GEPWU	NNXL 40T GWWU			
		NNXL 40T GCLU	NNXL 40T GEPCLU				
CERAMIC		NNXL 40T CWU	NNXL 40T CEPWU	NNXL 40T CWWU			
		NNXL 40T CCL	NNXL 40T CEPCL				
		NNXL 40T CTG	NNXL 40T CEPTG				
				NNXL 40T CSPG	€ 699		
		NNXL 40T CZU	NNXL 40T CEPZU			NNXL 40T CAZU	
							NNXL 40T CBRVB
		NNXL 40T W	NNXL 40T WEP	NNXL 40T WW	NNXL 40T WS	NNXL 40T WA	NNXL 40T WBR

		STAINLESS STEEL BRUSHED	STAINLESS STEEL ELECTRO POLISHED	COATED ALUMINIUM	COATED ALUMINIUM	COATED ALUMINIUM	COATED ALUMINIUM
GLASS		NNXL 40S GWU	NNXL 40S GEPWU	NNXL 40S GWWU			
		NNXL 40S GCLU	NNXL 40S GEPCLU				
CERAMIC		NNXL 40S CWU	NNXL 40S CEPWU	NNXL 40S CWWU			
		NNXL 40S CCL	NNXL 40S CEPCL				
		NNXL 40S CTG	NNXL 40S CEPTG				
				NNXL 40S CSPG			
		NNXL 40S CZU	NNXL 40S CEPZU			NNXL 40S CAZU	
							NNXL 40S CBRVB
		NNXL 40S W	NNXL 40S WEP	NNXL 40S WW	NNXL 40S WS	NNXL 40S WA	NNXL 40S WBR

NINIX LOUNGE SPECIFICATIONS

LOUNGE TABLE		Ref: NNXL 150T...	
	0,63 m²		62,3 kg



		STAINLESS STEEL BRUSHED	STAINLESS STEEL ELECTRO POLISHED	COATED STAINLESS STEEL	COATED STAINLESS STEEL	COATED STAINLESS STEEL	COATED STAINLESS STEEL
							
GLASS		NNXL 150T GWU •	NNXL 150T GEPWU •	NNXL 150T GWWU •			
		NNXL 150T GCLU •	NNXL 150T GEPCLU •				
CERAMIC		NNXL 150T CWU •	NNXL 150T CEPWU •	NNXL 150T CWWU •			
		NNXL 150T CCL •	NNXL 150T CEPCL •				
		NNXL 150T CTG •	NNXL 150T CEPTG •				
				NNXL 150T CSPG •			
		NNXL 150T CZU •	NNXL 150T CEPZU •		NNXL 150T CAZU •		
						NNXL 150T CBRVB •	

NINIX LOUNGE SETS

SET 01



NNXL SET 01

INCLUDED

- 1 x NNXL 160LT + CUSHIONS (3 pcs)
- 1 x NNXL 80CT + CUSHIONS (3 pcs)
- 1 x NNXL 240RT + CUSHIONS (4 pcs)
- 1 x NNXL 150TWS
- 4 x PIL 40 (CAT. B)

* = PRICE FOR COATED ALUMINIUM FRAME AND STANDARD CUSHIONS (CAT. B)

SET 02



NNXL SET 02

INCLUDED

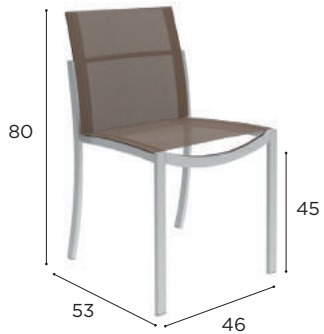
- 1 x NNXL 240T + CUSHIONS (4 pcs)
- 2 x NNXL 100T + CUSHIONS (2 pcs)
- 1 x NNXL 150T CSPG
- 4 x PIL 40 (CAT. B)

* = PRICE FOR COATED ALUMINIUM FRAME AND STANDARD CUSHIONS (CAT. B)

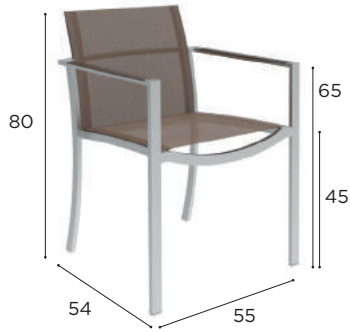
O-ZON SPECIFICATIONS



CHAIR			Ref: OZN 47T...		
	0,26 m³ (4)		5,4 kg		
	82-83				












ARM CHAIR			Ref: OZN 55T...		
	0,32 m³ (4)		7 kg		
	80-81, 84				



BAR CHAIR			Ref: OZN 43T...		
	0,26 m³		8,1 kg		




		STAINLESS STEEL BRUSHED	STAINLESS STEEL ELECTRO POLISHED	COATED ALUMINIUM	COATED ALUMINIUM	COATED ALUMINIUM
BATYLINE		OZN 47 TWU •	OZN 47 TEPWU •	OZN 47 TWWU •		
		OZN 47 TCAU •	OZN 47 TEPCAU •			
					OZN 47 TSPG •	
		OZN 47 TZU •	OZN 47 TEPZU •			OZN 47 TAZU •
CUSHIONS						
PIL OZN 47 T ... (SEAT + BACK)						
CAT. A		•				
CAT. B		•				
CAT. C		•				

		STAINLESS STEEL BRUSHED	STAINLESS STEEL ELECTRO POLISHED	COATED ALUMINIUM	COATED ALUMINIUM	COATED ALUMINIUM
						
BATYLINE		OZN 55 TWU •	OZN 55 TEPWU •	OZN 55 TWWU •		
		OZN 55 TCAU •	OZN 55 TEPCAU •			
					OZN 55 TSPG •	
		OZN 55 TZU •	OZN 55 TEPZU •			OZN 55 TAZU •
OPTIONAL TEAK ARMRESTS		OZN 55 T ARWSET •				
		CUSHIONS				
		PIL OZN 55 T ... (SEAT + BACK)				
CAT. A		•				
CAT. B		•				
CAT. C		•				

		STAINLESS STEEL BRUSHED	STAINLESS STEEL ELECTRO POLISHED	COATED ALUMINIUM	COATED ALUMINIUM	COATED ALUMINIUM
BATYLINE		OZN 43 TWU •	OZN 43 TEPWU •	OZN 43 TWWU •		
		OZN 43 TCAU •	OZN 43 TEPCAU •			
					OZN 43 TSPG •	
		OZN 43 TZU •	OZN 43 TEPZU •			OZN 43 TAZU •
CUSHIONS						
PIL OZN 43 T ... (SEAT + BACK)						
CAT. A		•				
CAT. B		•				
CAT. C		•				

O-ZON SPECIFICATIONS

LOUNGER			Ref: OZN 195T...		
	0,45 m³ (2)		28 kg		
	Headcushion included				
	85				



SIDE TABLE			Ref: OZN 50...		
	0,10 m³		10,4 kg		



ROUND TABLE			Ref: OZN 130...		
	0,29 m³		31,2 kg		
	82-83				



		STAINLESS STEEL BRUSHED	STAINLESS STEEL ELECTRO POLISHED	COATED STAINLESS STEEL	COATED STAINLESS STEEL
BATYLINE		OZN 195 TWU •	OZN 195 TEPWU •		
		OZN 195 TCAU •	OZN 195 TEPCAU •		
				OZN 195 TSPG •	
		OZN 195 TZU •	OZN 195 TEPZU •		OZN 195 TAZU •
OPTIONAL TEAK ARMRESTS		OZN 195 T ARWSET •			
		CUSHIONS			
		PIL OZN 195 T ...			
CAT. A				•	
CAT. B				•	
CAT. C				•	




		STAINLESS STEEL BRUSHED	STAINLESS STEEL ELECTRO POLISHED	COATED ALUMINIUM	COATED ALUMINIUM
GLASS		OZN 50 GWU * •	OZN 50 GEPWU * •		
		OZN 50 GCLU •	OZN 50 GEPCLU •		
CERAMIC		OZN 50 CWUM •	OZN 50 CEPWUM •		
		OZN 50 CTG •	OZN 50 CEPTG •		
				OZN 50 CSPG •	
		OZN 50 CZUM •	OZN 50 CEPZUM •		OZN 50 CAZUM •


		STAINLESS STEEL BRUSHED	STAINLESS STEEL ELECTRO POLISHED	COATED ALUMINIUM	COATED ALUMINIUM
GLASS		OZN 130 GWU * •	OZN 130 GEPWU * •		
		OZN 130 GCLU •	OZN 130 GEPCLU •		
CERAMIC		OZN 130 CWUM •	OZN 130 CEPWUM •		
		OZN 130 CTG •	OZN 130 CEPTG •		
				OZN 130 CSPG •	
		OZN 130 CZUM •	OZN 130 CEPZUM •		OZN 130 CAZUM •

O-ZON SPECIFICATIONS


ROUND TABLE			Ref: OZN 160...		
	0,31 m³		78 kg		
	84-85				



ROUND TABLE			Ref: OZN 160...		
	0,31 m³		77 kg		
	table with S/S center				
	80				



LEG SET HIGH TABLE			Ref: OZN 130... / OZN 160...		
	0,1 m³		13,5 kg		




		STAINLESS STEEL BRUSHED	STAINLESS STEEL ELECTRO POLISHED	COATED STAINLESS STEEL	COATED STAINLESS STEEL	COATED STAINLESS STEEL
GLASS		OZN 160 GWU * •	OZN 160 GEPWU * •			
		OZN 160 GCLU * •	OZN 160 GEPCLU * •			
CERAMIC		OZN 160 CWUM •	OZN 160 CEPWUM •	OZN 160 CWWUM •		
		OZN 160 CTG •	OZN 160 CEPTG •			
					OZN 160 CSPG •	
		OZN 160 CZUM •	OZN 160 CEPZUM •			OZN 160 CAZUM •

		STAINLESS STEEL BRUSHED	STAINLESS STEEL ELECTRO POLISHED	COATED STAINLESS STEEL	COATED STAINLESS STEEL S/S EP CENTER	COATED STAINLESS STEEL	COATED STAINLESS STEEL S/S EP CENTER	COATED STAINLESS STEEL	COATED STAINLESS STEEL S/S EP CENTER
GLASS		OZN 160 GSWU * •	OZN 160 GSEPWU * •						
		OZN 160 GSCLU * •	OZN 160 GSEPCLU * •						
CERAMIC		OZN 160 CSWUM •	OZN 160 CSEPWUM •	OZN 160 CSWWUM •	OZN 160 CSEPPWWUM •				
		OZN 160 CSTG •	OZN 160 CSEPTG •						
						OZN 160 CSSPG •	OZN 160 CSEPPSPG •		
		OZN 160 CSZUM •	OZN 160 CSEPZUM •					OZN 160 CSAZUM •	OZN 160 CSEPAZUM •
TEAK		OZN 160 WS •	OZN 160 WSEP •	OZN 160 WSW •	OZN 160 WSEPW •	OZN 160 WSS •	OZN 160 WSEPS •	OZN 160 WSA •	OZN 160 WSEPA •

		STAINLESS STEEL BRUSHED	STAINLESS STEEL ELECTRO POLISHED	COATED ALUMINIUM
		OZN 130 HLS •	OZN 130 HLSEP •	OZN 130 HLSS •
		OZN 160 HLS •	OZN 160 HLSEP •	OZN 160 HLSS •


O-ZON SPECIFICATIONS

ROUND TABLE			Ref: OZN 185...		
	0,35 m³		100 kg		



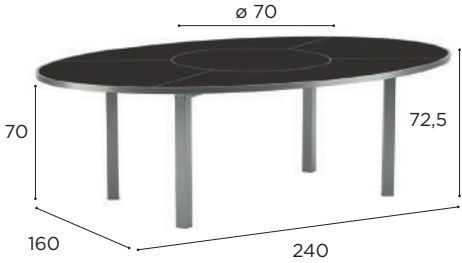
		STAINLESS STEEL BRUSHED	STAINLESS STEEL ELECTRO POLISHED	COATED STAINLESS STEEL	COATED STAINLESS STEEL
GLASS		OZN 185 GWU *	OZN 185 GEPWU *		
		OZN 185 GCLU *	OZN 185 GEPCLU *		
CERAMIC		OZN 185 CWUM	OZN 185 CEPWUM		
		OZN 185 CTG	OZN 185 CEPTG		
				OZN 185 CSPG	
		OZN 185 CZUM	OZN 185 CEPZUM		OZN 185 CAZUM

ROUND TABLE			Ref: OZN 185...		
	0,35 m³		108 kg		
	table with S/S center				



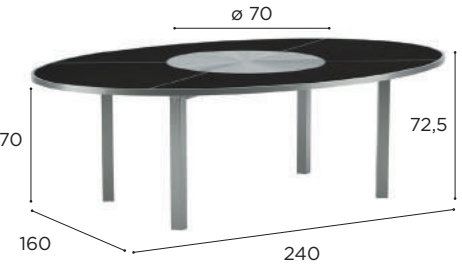
O-ZON SPECIFICATIONS

OVAL TABLE			Ref: OZN 240...		
	0,58 m³		95 kg		



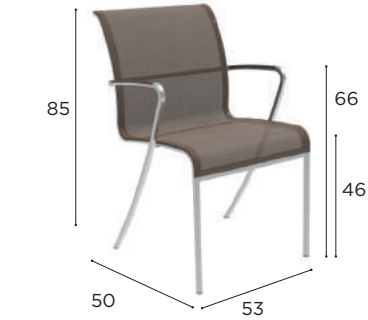
		STAINLESS STEEL BRUSHED	STAINLESS STEEL ELECTRO POLISHED	COATED STAINLESS STEEL	COATED STAINLESS STEEL	COATED STAINLESS STEEL
CERAMIC		OZN 240 CWUM	OZN 240 CEPWUM	OZN 240 CWWUM		
		OZN 240 CTG	OZN 240 CEPTG			
					OZN 240 CSPG	
		OZN 240 CZUM	OZN 240 CEPZUM			OZN 240 CAZUM
TEAK				OZN 240 WCWWUM	OZN 240 WCSPG	OZN 240 WCAZUM

OVAL TABLE			Ref: OZN 240...		
	0,58 m³		90 kg		
	table with S/S center				
	81				



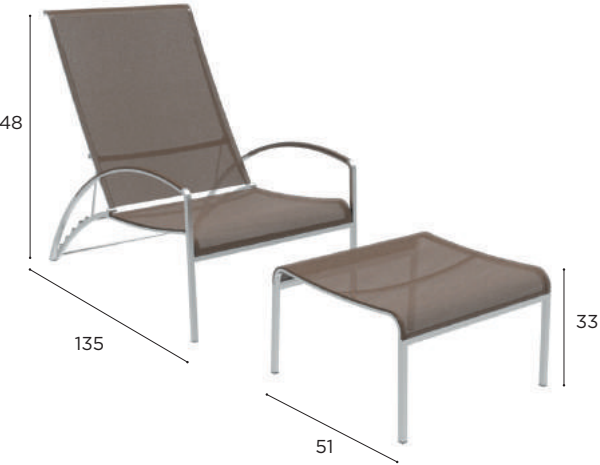


ARM CHAIR			Ref: QT 55T...		
	0,31 m³ (4)		8,6 kg		
	86-87, 90-91				



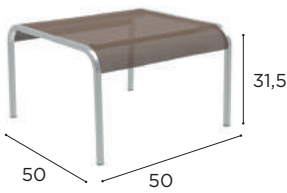
		STAINLESS STEEL BRUSHED	STAINLESS STEEL ELECTRO POLISHED	COATED STAINLESS STEEL	COATED STAINLESS STEEL	COATED STAINLESS STEEL
BATYLINE		QT 55 TWU	QT 55 TEPWU	QT 55 TWRWU		
		QT 55 TCAU	QT 55 TEPCAU			
					QT 55 TSPG	
		QT 55 TZU	QT 55 TEPZU			QT 55 TAZU
OPTIONAL TEAK ARMRESTS		QT 55 TARWSET				

RELAX CHAIR			Ref: QT 195T...		
	0,44 m³ (2)		18,8 kg		
	Headcushion included				
	88-89				



		STAINLESS STEEL BRUSHED	STAINLESS STEEL ELECTRO POLISHED	COATED STAINLESS STEEL	COATED STAINLESS STEEL	COATED STAINLESS STEEL
BATYLINE		QT 195 TWU	QT 195 TEPWU	QT 195 TWRWU		
		QT 195 TCAU	QT 195 TEPCAU			
					QT 195 TSPG	
		QT 195 TZU	QT 195 TEPZU			QT 195 TAZU
OPTIONAL TEAK ARMRESTS		QT 195 T ARWSET				

SIDE TABLE			Ref: QT 50...		
	0,1 m³		8 kg		





		STAINLESS STEEL BRUSHED	STAINLESS STEEL ELECTRO POLISHED	COATED STAINLESS STEEL	COATED STAINLESS STEEL	COATED STAINLESS STEEL
ALUMINUM		QT 50 AWR	QT 50 AEPWR	QT 50 AWRWR		
		QT 50 AS	QT 50 AEPS		QT 50 ASS	
		QT 50 AA	QT 50 AEPA			QT 50 AAA





ARM CHAIR			Ref: SAM 55...	
	0,35 m³ (4)		3,5 (1) / 14 kg (4)	
	92-93			



COATED ALUMINIUM + WOVEN FIBER		COATED ALUMINIUM + WOVEN FIBER	
 A		 BR	
	SAM 55 AGR		SAM 55 BRGR
	•		•
	CUSHION		
	PIL BC 3640 RS... (BACK)		
CAT. A	•		
CAT. B	•		
CAT. C	•		

RELAX CHAIR			Ref: SAM 77...	
	0,39 m³ (2)		4 (1) / 8 kg (2)	
	54, 92, 94-95			



COATED ALUMINIUM + WOVEN FIBER		COATED ALUMINIUM + WOVEN FIBER	
 A		 BR	
	SAM 77 AGR	SAM 77 BRGR	
	•	•	
	CUSHION		
	PIL BC 3640 RS... (BACK)		
CAT. A	•		
CAT. B	•		
CAT. C	•		

SIDE TABLES			Ref: SAM T3...	
	0,105 m³		6,5 kg (set)	
	92, 95			



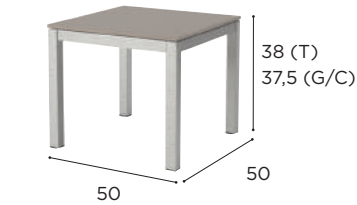
COATED ALUMINIUM		COATED ALUMINIUM		COATED ALUMINIUM	
SAM T3 A		SAM T3 WR		SAM T3 BR	
•		•		•	

TABOELA COLLECTION

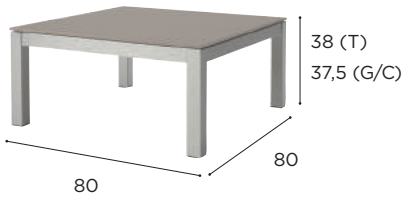
TABOELA SPECIFICATIONS



SIDE TABLE			Ref: TBL 50...	
	0,11 m³		11,3 kg	






SIDE TABLE			Ref: TBL 80T...	
	0,10 m³		G/C: 26 kg TK: 16 kg	













		STAINLESS STEEL BRUSHED	STAINLESS STEEL ELECTRO POLISHED	COATED ALUMINIUM	COATED ALUMINIUM	COATED ALUMINIUM
GLASS		TBL 50 GWU •	TBL 50 GEPWU •	TBL 50 GWWU •		
		TBL 50 GCLU •	TBL 50 GEPCLU •			
					TBL 50 GSPG •	
		TBL 50 GZU •	TBL 50 GEPZU •			TBL 50 GAZU •
CERAMIC		TBL 50 CWU •	TBL 50 CEPWU •	TBL 50 CWWU •		
		TBL 50 CTG •	TBL 50 CEPTG •			
		TBL 50 CPG •	TBL 50 CEPPG •		TBL 50 CSPG •	
		TBL 50 CZU •	TBL 50 CEPZU •			TBL 50 CAZU •
TEAK		TBL 50 W •	TBL 50 WEP •	TBL 50 WW •	TBL 50 WS •	TBL 50 WA •

		STAINLESS STEEL BRUSHED	STAINLESS STEEL ELECTRO POLISHED	COATED ALUMINIUM	COATED ALUMINIUM	COATED ALUMINIUM
GLASS		TBL 80T GWU •	TBL 80T GEPWU •	TBL 80T GWWU •		
		TBL 80T GCLU •	TBL 80T GEPCLU •			
					TBL 80T GSPG •	
		TBL 80T GZU •	TBL 80T GEPZU •			TBL 80T GAZU •
CERAMIC		TBL 80T CWU •	TBL 80T CEPWU •	TBL 80T CWWU •		
		TBL 80T CTG •	TBL 80T CEPTG •			
		TBL 80T CPG •	TBL 80T CEPPG •		TBL 80T CSPG •	
		TBL 80T CZU •	TBL 80T CEPZU •			TBL 80T CAZU •
TEAK		TBL 80T W •	TBL 80T WEP •	TBL 80T WW •	TBL 80T WS •	TBL 80T WA •

TABOELA SPECIFICATIONS

FOLDABLE TABLE			Ref: TBL 80C...		
	0,1 m³		G/C: 32 kg	TK: 22 kg	

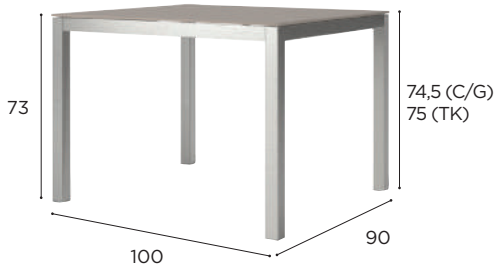


		STAINLESS STEEL BRUSHED	STAINLESS STEEL ELECTRO POLISHED
			
GLASS		TBL 80C GWU •	TBL 80C GEPWU •
		TBL 80C GCLU •	TBL 80C GEPCLU •
		TBL 80C GZU • 1.165	TBL 80C GEPZU •
CERAMIC		TBL 80C CWU •	TBL 80C CEPWU •
		TBL 80C CTG •	TBL 80C CEPTG •
		TBL 80C CPG •	TBL 80C CEPPG •
TEAK		TBL 80C CZU •	TBL 80C CEPZU •
		TBL 80C W •	TBL 80C WEP •



TABOELA SPECIFICATIONS

TABLE			Ref: TBL 100...	
	0,10 m³		44 kg	


















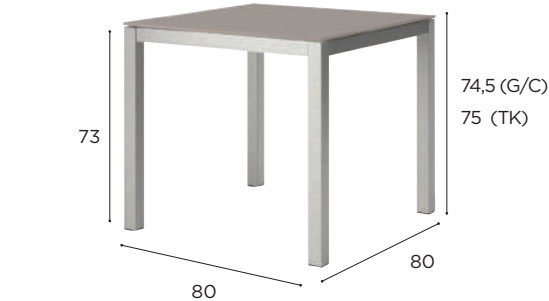
		STAINLESS STEEL BRUSHED	STAINLESS STEEL ELECTRO POLISHED	COATED ALUMINIUM	COATED ALUMINIUM	COATED ALUMINIUM
						
GLASS		TBL 100 GWU •	TBL 100 GEPWU •	TBL 100 GWWU •		
		TBL 100 GCLU •	TBL 100 GEPCLU •			
					TBL 100 GSPG •	
		TBL 100 GZU •	TBL 100 GEPZU •			TBL 100 GAZU •
CERAMIC		TBL 100 CWU •	TBL 100 CEPWU •	TBL 100 CWWU •		
		TBL 100 CTG •	TBL 100 CEPTG •			
		TBL 100 CPG •	TBL 100 CEPPG •		TBL 100 CSPG •	
		TBL 100 CZU •	TBL 100 CEPZU •			TBL 100 CAZU •
TEAK		TBL 100 W •	TBL 100 WEP •	TBL 100 WW •	TBL 100 WS •	TBL 100 WA •

TABLE			Ref: TBL 80...		
	0,10 m³		G/C: 32 kg	TK: 22 kg	































		STAINLESS STEEL BRUSHED	STAINLESS STEEL ELECTRO POLISHED	COATED ALUMINIUM	COATED ALUMINIUM	COATED ALUMINIUM
						
GLASS		TBL 80 GWU •	TBL 80 GEPWU •	TBL 80 GWWU •		
		TBL 80 GCLU •	TBL 80 GEPCLU •			
					TBL 80 GSPG •	
		TBL 80 GZU •	TBL 80 GEPZU •			TBL 80 GAZU •
CERAMIC		TBL 80 CWU •	TBL 80 CEPWU •	TBL 80 CWWU •		
		TBL 80 CTG •	TBL 80 CEPTG •			
		TBL 80 CPG •	TBL 80 CEPPG •		TBL 80 CSPG •	
		TBL 80 CZU •	TBL 80 CEPZU •			TBL 80 CAZU •
TEAK		TBL 80 W •	TBL 80 WEP •	TBL 80 WW •	TBL 80 WS •	TBL 80 WA •

TABLE			Ref: TBL 140...	
	0,24 m³		G/C: 62 kg	TK: 40 kg



		STAINLESS STEEL BRUSHED	STAINLESS STEEL ELECTRO POLISHED	COATED ALUMINIUM	COATED ALUMINIUM	COATED ALUMINIUM
						
GLASS		TBL 140 GWU •	TBL 140 GEPWU •	TBL 140 GWWU •		
		TBL 140 GCLU •	TBL 140 GEPCLU •			
					TBL 140 GSPG •	
		TBL 140 GZU •	TBL 140 GEPZU •			TBL 140 GAZU •
CERAMIC		TBL 140 CWU •	TBL 140 CEPWU •	TBL 140 CWWU •		
		TBL 140 CTG •	TBL 140 CEPTG •			
		TBL 140 CPG •	TBL 140 CEPPG •		TBL 140 CSPG •	
		TBL 140 CZU •	TBL 140 CEPZU •			TBL 140 CAZU •
TEAK		TBL 140 W •	TBL 140 WEP •	TBL 140 WW •	TBL 140 WS •	TBL 140 WA •

TABOELA SPECIFICATIONS

TABLE			Ref: TBL 150...		
	0,20 m³		51,7 kg		

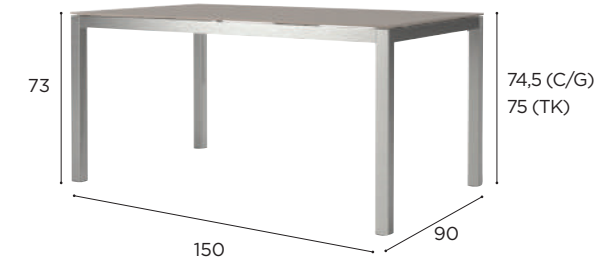




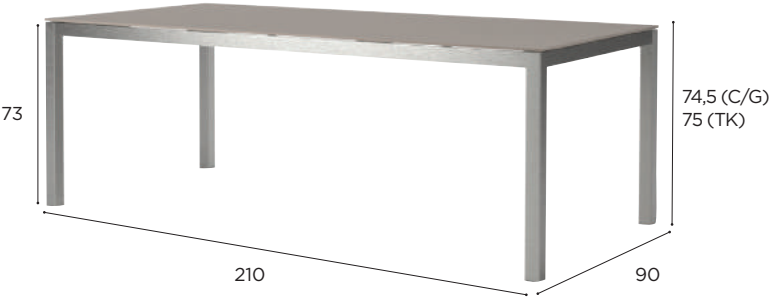


TABLE			Ref: TBL 180...		
	0,24 m³		62 kg		
	90				



TABOELA SPECIFICATIONS

TABLE			Ref: TBL 210...		
	0,28 m³		73,5 kg		


















		STAINLESS STEEL BRUSHED	STAINLESS STEEL ELECTRO POLISHED	COATED STAINLESS STEEL	COATED STAINLESS STEEL	COATED STAINLESS STEEL
						
GLASS		TBL 210 GWU •	TBL 210 GEPWU •	TBL 210 GWWU •		
		TBL 210 GCLU •	TBL 210 GEPCLU •			
					TBL 210 GSPG •	
		TBL 210 GZU •	TBL 210 GEPZU •			TBL 210 GAZU •
CERAMIC		TBL 210 CWU •	TBL 210 CEPWU •	TBL 210 CWWU •		
		TBL 210 CTG •	TBL 210 CEPTG •			
		TBL 210 CPG •	TBL 210 CEPPG •		TBL 210 CSPG •	
		TBL 210 CZU •	TBL 210 CEPZU •			TBL 210 CAZU •
TEAK		TBL 210 W •	TBL 210 WEP •	TBL 210 WW •	TBL 210 WS •	TBL 210 WA •

TABLE			Ref: TBL 240...		
	0,35 m³		84 kg		



		STAINLESS STEEL BRUSHED	STAINLESS STEEL ELECTRO POLISHED	COATED STAINLESS STEEL	COATED STAINLESS STEEL	COATED STAINLESS STEEL
						
GLASS		TBL 240 GWU •	TBL 240 GEPWU •	TBL 240 GWWU •		
		TBL 240 GCLU •	TBL 240 GEPCLU •			
					TBL 240 GSPG •	
		TBL 240 GZU •	TBL 240 GEPZU •			TBL 240 GAZU •
CERAMIC		TBL 240 CWU •	TBL 240 CEPWU •	TBL 240 CWWU •		
		TBL 240 CTG •	TBL 240 CEPTG •			
		TBL 240 CPG •	TBL 240 CEPPG •		TBL 240 CSPG •	
		TBL 240 CZU •	TBL 240 CEPZU •			TBL 240 CAZU •
TEAK		TBL 240 W •	TBL 240 WEP •	TBL 240 WW •	TBL 240 WS •	TBL 240 WA •

TABOELA SPECIFICATIONS

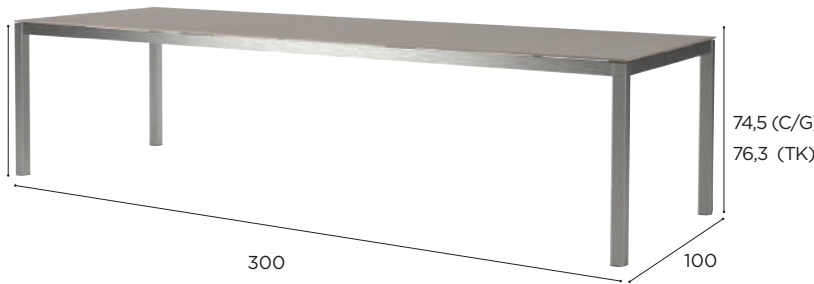
EXTENDABLE TABLE		Ref: TBL 270E...	
	1,13 m³		90 kg



		STAINLESS STEEL BRUSHED	STAINLESS STEEL ELECTRO POLISHED	COATED STAINLESS STEEL	COATED STAINLESS STEEL	COATED STAINLESS STEEL
CERAMIC		TBL 270E CWU •	TBL 270E CEPWU •	TBL 270E CWWU •		
		TBL 270E CPG •	TBL 270E CEP PG •		TBL 270E CSPG •	
		TBL 270E CZU •	TBL 270E CEPZU •			TBL 270E CAZU •



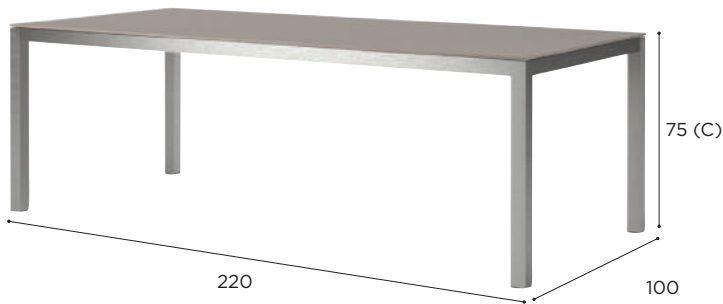
TABLE		Ref: TBL 300...	
	0,35 m³		124 kg
	10		



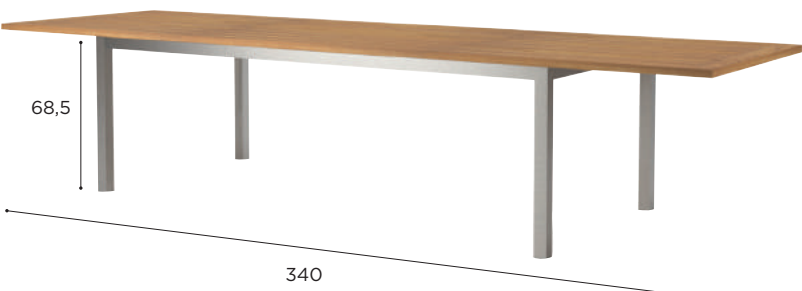
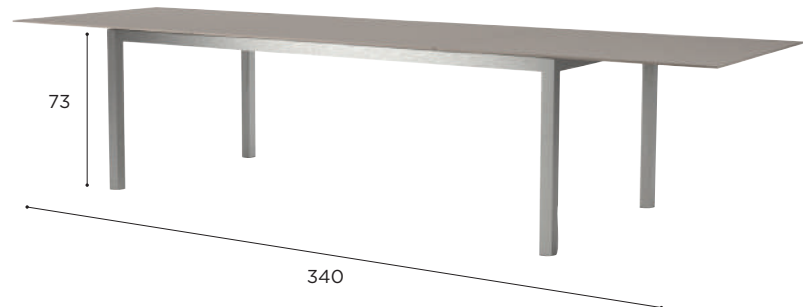
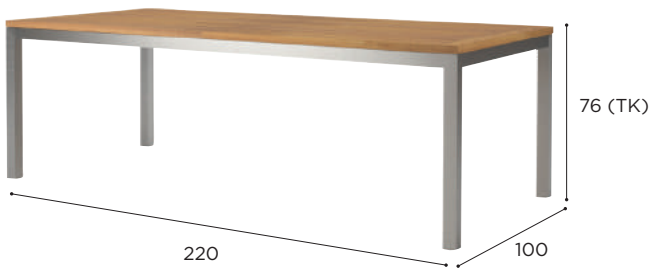
		STAINLESS STEEL BRUSHED	STAINLESS STEEL ELECTRO POLISHED	COATED STAINLESS STEEL	COATED STAINLESS STEEL	COATED STAINLESS STEEL
GLASS		TBL 300 GWU •	TBL 300 GEPWU •	TBL 300 GWWU •		
		TBL 300 GCLU •	TBL 300 GEPCLU •			
					TBL 300 GSPG •	
		TBL 300 GZU •	TBL 300 GEPZU •			TBL 300 GAZU •
CERAMIC		TBL 300 CWU •	TBL 300 CEPWU •	TBL 300 CWWU •		
		TBL 300 CTG •	TBL 300 CEPTG •			
		TBL 300 CPG •	TBL 300 CEP PG •		TBL 300 CSPG •	
		TBL 300 CZU •	TBL 300 CEPZU •			TBL 300 CAZU •
TEAK		TBL 300 W •	TBL 300 WEP •	TBL 300 WW •	TBL 300 WS •	TBL 300 WA •

TABOELA SPECIFICATIONS



EXTENDABLE TABLE		Ref: TBL 340...	
	1,65 m³		C: 11 kg TK: 73 kg

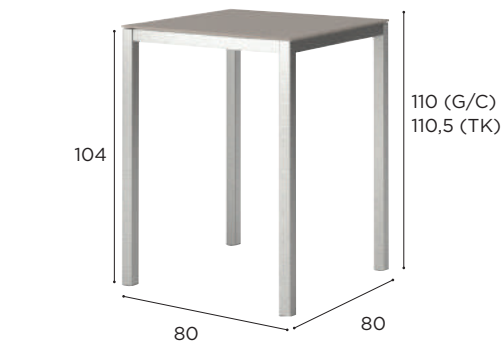


		STAINLESS STEEL BRUSHED	STAINLESS STEEL ELECTRO POLISHED	COATED STAINLESS STEEL	COATED STAINLESS STEEL	COATED STAINLESS STEEL
CERAMIC		TBL 340 CWU •	TBL 340 CEPWU •	TBL 340 CWWU •		
		TBL 340 CPG •	TBL 340 CEP PG •		TBL 340 CSPG •	
		TBL 340 CZU •	TBL 340 CEPZU •			TBL 340 CAZU •
TEAK		TBL 340 W •	TBL 340 WEP •	TBL 340 WW •	TBL 340 WS •	TBL 340 WA •

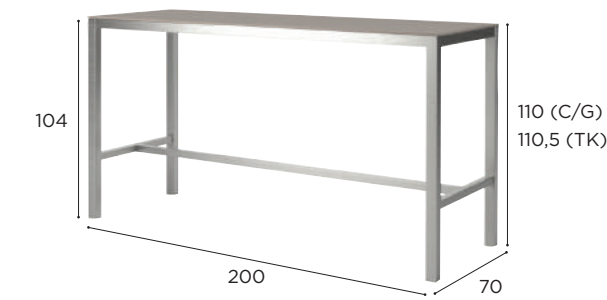
















TABOELA SPECIFICATIONS















BAR TABLE			Ref: TBL 80H...
	0,10 m³		G/C: 36 kg TK: 26 kg



BAR TABLE			Ref: TBL 200H...
	0,35 m³		84 kg






		STAINLESS STEEL BRUSHED	STAINLESS STEEL ELECTRO POLISHED	COATED STAINLESS STEEL	COATED STAINLESS STEEL	COATED STAINLESS STEEL
						
GLASS		TBL 80H GWU	TBL 80H GEPWU	TBL 80H GWWU		
		TBL 80H GCLU	TBL 80H GEPCLU			
					TBL 80H GSPG	
		TBL 80H GZU	TBL 80H GEPZU			TBL 80H GAZU
CERAMIC		TBL 80H CWU	TBL 80H CEPWU	TBL 80H CWWU		
		TBL 80H CTG	TBL 80H CEPTG			
		TBL 80H CPG	TBL 80H CEPPG		TBL 80H CSPG	
		TBL 80H CZU	TBL 80H CEPZU			TBL 80H CAZU
TEAK		TBL 80H W	TBL 80H WEP	TBL 80H WW	TBL 80H WS	TBL 80H WA

		STAINLESS STEEL BRUSHED	STAINLESS STEEL ELECTRO POLISHED	COATED STAINLESS STEEL	COATED STAINLESS STEEL	COATED STAINLESS STEEL
						
GLASS		TBL 200H GWU	TBL 200H GEPWU	TBL 200H GWWU		
		TBL 200H GCLU	TBL 200H GEPCLU			
					TBL 200H GSPG	
		TBL 200H GZU	TBL 200H GEPZU			TBL 200H GAZU
CERAMIC		TBL 200H CWU	TBL 200H CEPWU	TBL 200H CWWU		
		TBL 200H CTG	TBL 200H CEPTG			
		TBL 200H CPG	TBL 200H CEPPG		TBL 200H CSPG	
		TBL 200H CZU	TBL 200H CEPZU			TBL 200H CAZU
TEAK		TBL 200H W	TBL 200H WEP	TBL 200H WW	TBL 200H WS	TBL 200H WA

TEA TIME COLLECTION



TEA TIME SPECIFICATIONS

SIDE TABLE			Ref: TTM 40TL...		
	A: 0,019 m³ TK: 0,015 m³		A: 7 kg TK: 4 kg		
	12-13, 14-15, 48-49, 120-121				






		TEAK	COATED ALUMINIUM	COATED ALUMINIUM	COATED ALUMINIUM	COATED ALUMINIUM
		TK	WR	S	A	BR
CERAMIC	BS	TTM 40 TL CBS	TTM 40 TL CWRBS	TTM 40 TL CSBS	TTM 40 TL CABS	TTM 40 TL CBRBS
	TG	TTM 40 TL CTG	TTM 40 TL CWR TG	TTM 40 TL CSTG	TTM 40 TL CATG	TTM 40 TL CBRTG
	WUM	TTM 40 TL CWUM	TTM 40 TL CWRWUM	TTM 40 TL CSWUM	TTM 40 TL CAWUM	TTM 40 TL CBRWUM
	ZUM	TTM 40 TL CZUM	TTM 40 TL CWRZUM	TTM 40 TL CSZUM	TTM 40 TL CAZUM	TTM 40 TL CBRZUM
	TR	TTM 40 TL CTR	TTM 40 TL CWRTR	TTM 40 TL CSTR	TTM 40 TL CATR	TTM 40 TL CBRTR
	PG	TTM 40 TL CPG	TTM 40 TL CWRPG	TTM 40 TL CSPG	TTM 40 TL CAPG	TTM 40 TL CBRPG
	CL	TTM 40 TL CCL	TTM 40 TL CWRCL	TTM 40 TL CSCL	TTM 40 TL CACL	TTM 40 TL CBRCL
	VB	TTM 40 TL CVB	TTM 40 TL CWRVB	TTM 40 TL CSVB	TTM 40 TL CAVB	TTM 40 TL CBRVB

TEA TIME SPECIFICATIONS

SIDE TABLE			Ref: TTM 60TH...		
	A: 0,025 m³ TK: 0,029 m³		A: 12,5 kg TK: 8,02 kg		
	48-49				



		TEAK	COATED ALUMINIUM	COATED ALUMINIUM	COATED ALUMINIUM	COATED ALUMINIUM
		TK	WR	S	A	BR
CERAMIC	BS	TTM 60 TH CBS	TTM 60 TH CWRBS	TTM 60 TH CSBS	TTM 60 TH CABS	TTM 60 TH CBRBS
	TG	TTM 60 TH CTG	TTM 60 TH CWR TG	TTM 60 TH CSTG	TTM 60 TH CATG	TTM 60 TH CBRTG
	WUM	TTM 60 TH CWUM	TTM 60 TH CWRWUM	TTM 60 TH CSWUM	TTM 60 TH CAWUM	TTM 60 TH CBRWUM
	ZUM	TTM 60 TH CZUM	TTM 60 TH CWRZUM	TTM 60 TH CSZUM	TTM 60 TH CAZUM	TTM 60 TH CBRZUM
	TR	TTM 60 TH CTR	TTM 60 TH CWRTR	TTM 60 TH CSTR	TTM 60 TH CATR	TTM 60 TH CBRTR
	PG	TTM 60 TH CPG	TTM 60 TH CWRPG	TTM 60 TH CSPG	TTM 60 TH CAPG	TTM 60 TH CBRPG
	CL	TTM 60 TH CCL	TTM 60 TH CWRCL	TTM 60 TH CSCL	TTM 60 TH CACL	TTM 60 TH CBRCL
	VB	TTM 60 TH CVB	TTM 60 TH CWRVB	TTM 60 TH CSVB	TTM 60 TH CAVB	TTM 60 TH CBRVB

SIDE TABLE			Ref: TTM 60T...		
	A: 0,025 m³ TK: 0,027 m³		A: 12,2 kg TK: 8,04 kg		
	12-13, 14-15, 120-121				



		TEAK	COATED ALUMINIUM	COATED ALUMINIUM	COATED ALUMINIUM	COATED ALUMINIUM
		TK	WR	S	A	BR
CERAMIC	BS	TTM 60 T CBS	TTM 60 T CWRBS	TTM 60 T CSBS	TTM 60 T CABS	TTM 60 T CBRBS
	TG	TTM 60 T CTG	TTM 60 T CWR TG	TTM 60 T CSTG	TTM 60 T CATG	TTM 60 T CBRTG
	WUM	TTM 60 T CWUM	TTM 60 T CWRWUM	TTM 60 T CSWUM	TTM 60 T CAWUM	TTM 60 T CBRWUM
	ZUM	TTM 60 T CZUM	TTM 60 T CWRZUM	TTM 60 T CSZUM	TTM 60 T CAZUM	TTM 60 T CBRZUM
	TR	TTM 60 T CTR	TTM 60 T CWRTR	TTM 60 T CSTR	TTM 60 T CATR	TTM 60 T CBRTR
	PG	TTM 60 T CPG	TTM 60 T CWRPG	TTM 60 T CSPG	TTM 60 T CAPG	TTM 60 T CBRPG
	CL	TTM 60 T CCL	TTM 60 T CWRCL	TTM 60 T CSCL	TTM 60 T CACL	TTM 60 T CBRCL
	VB	TTM 60 T CVB	TTM 60 T CWRVB	TTM 60 T CSVB	TTM 60 T CAVB	TTM 60 T CBRVB

SIDE TABLE			Ref: TTM 75T...		
	A: 0,031 m³ TK: 0,031 m³		A: 17 kg TK: 12 kg		



		TEAK	COATED ALUMINIUM	COATED ALUMINIUM	COATED ALUMINIUM	COATED ALUMINIUM
		TK	WR	S	A	BR
CERAMIC	BS	TTM 75 T CBS	TTM 75 T CWRBS	TTM 75 T CSBS	TTM 75 T CABS	TTM 75 T CBRBS
	TG	TTM 75 T CTG	TTM 75 T CWR TG	TTM 75 T CSTG	TTM 75 T CATG	TTM 75 T CBRTG
	WUM	TTM 75 T CWUM	TTM 75 T CWRWUM	TTM 75 T CSWUM	TTM 75 T CAWUM	TTM 75 T CBRWUM
	ZUM	TTM 75 T CZUM	TTM 75 T CWRZUM	TTM 75 T CSZUM	TTM 75 T CAZUM	TTM 75 T CBRZUM
	TR	TTM 75 T CTR	TTM 75 T CWRTR	TTM 75 T CSTR	TTM 75 T CATR	TTM 75 T CBRTR
	PG	TTM 75 T CPG	TTM 75 T CWRPG	TTM 75 T CSPG	TTM 75 T CAPG	TTM 75 T CBRPG
	CL	TTM 75 T CCL	TTM 75 T CWRCL	TTM 75 T CSCL	TTM 75 T CACL	TTM 75 T CBRCL
	VB	TTM 75 T CVB	TTM 75 T CWRVB	TTM 75 T CSVB	TTM 75 T CAVB	TTM 75 T CBRVB

TEA TIME SPECIFICATIONS

SIDE TABLE			Ref: TTM 75TH ...		
	A: 0,03 m³ TK: 0,032 m³		A: 17,3 kg TK: 12,1 kg		



SIDE TABLE			Ref: TTM 100T...		
	A: 0,4 m³ TK: 0,042 m³		A: 17,4 kg TK: 13 kg		



		TEAK	COATED ALUMINIUM	COATED ALUMINIUM	COATED ALUMINIUM	COATED ALUMINIUM
		TK	WR	S	A	BR
CERAMIC	BS	TTM 75 TH CBS	TTM 75 TH CWRBS	TTM 75 TH CSBS	TTM 75 TH CABS	TTM 75 TH CBRBS
	TG	TTM 75 TH CTG	TTM 75 TH CWR TG	TTM 75 TH CSTG	TTM 75 TH CATG	TTM 75 TH CBR TG
	WUM	TTM 75 TH CWUM	TTM 75 TH CWRWUM	TTM 75 TH CSWUM	TTM 75 TH CAWUM	TTM 75 TH CBRWUM
	ZUM	TTM 75 TH CZUM	TTM 75 TH CWRZUM	TTM 75 TH CSZUM	TTM 75 TH CAZUM	TTM 75 TH CBRZUM
	TR	TTM 75 TH CTR	TTM 75 TH CWRTR	TTM 75 TH CSTR	TTM 75 TH CATR	TTM 75 TH CBRTR
	PG	TTM 75 TH CPG	TTM 75 TH CWRPG	TTM 75 TH CSPG	TTM 75 TH CAPG	TTM 75 TH CBRPG
	CL	TTM 75 TH CCL	TTM 75 TH CWRCL	TTM 75 TH CSCL	TTM 75 TH CACL	TTM 75 TH CBRCL
	VB	TTM 75 TH CVB	TTM 75 TH CWRVB	TTM 75 TH CSVB	TTM 75 TH CAVB	TTM 75 TH CBRVB

		TEAK	COATED ALUMINIUM	COATED ALUMINIUM	COATED ALUMINIUM	COATED ALUMINIUM
		TK	WR	S	A	BR
CERAMIC	BS	TTM 100 T CBS	TTM 100 T CWRBS	TTM 100 T CSBS	TTM 100 T CABS	TTM 100 T CBRBS
	TG	TTM 100 T CTG	TTM 100 T CWR TG	TTM 100 T CSTG	TTM 100 T CATG	TTM 100 T CBR TG
	WUM	TTM 100 T CWUM	TTM 100 T CWRWUM	TTM 100 T CSWUM	TTM 100 T CAWUM	TTM 100 T CBRWUM
	ZUM	TTM 100 T CZUM	TTM 100 T CWRZUM	TTM 100 T CSZUM	TTM 100 T CAZUM	TTM 100 T CBRZUM
	TR	TTM 100 T CTR	TTM 100 T CWRTR	TTM 100 T CSTR	TTM 100 T CATR	TTM 100 T CBRTR
	PG	TTM 100 T CPG	TTM 100 T CWRPG	TTM 100 T CSPG	TTM 100 T CAPG	TTM 100 T CBRPG
	CL	TTM 100 T CCL	TTM 100 T CWRCL	TTM 100 T CSCL	TTM 100 T CACL	TTM 100 T CBRCL
	VB	TTM 100 T CVB	TTM 100 T CWRVB	TTM 100 T CSVB	TTM 100 T CAVB	TTM 100 T CBRVB

TEA TIME SPECIFICATIONS

SIDE TABLE			Ref: TTM 100TH...		
	A: 0,04 m³ TK: 0,042 m³		A: 17,7 kg TK: 13,15 kg		






SIDE TABLE			Ref: TTM 120T...		
	A: 0,043 m³ TK: 0,049 m³		A: 24,8 kg TK: 19 kg		



		TEAK	COATED ALUMINIUM	COATED ALUMINIUM	COATED ALUMINIUM	COATED ALUMINIUM
		TK	WR	S	A	BR
CERAMIC	BS	TTM 100 TH CBS	TTM 100 TH CWRBS	TTM 100 TH CSBS	TTM 100 TH CABS	TTM 100 TH CBRBS
	TG	TTM 100 TH CTG	TTM 100 TH CWR TG	TTM 100 TH CSTG	TTM 100 TH CATG	TTM 100 TH CBR TG
	WUM	TTM 100 TH CWUM	TTM 100 TH CWRWUM	TTM 100 TH CSWUM	TTM 100 TH CAWUM	TTM 100 TH CBRWUM
	ZUM	TTM 100 TH CZUM	TTM 100 TH CWRZUM	TTM 100 TH CSZUM	TTM 100 TH CAZUM	TTM 100 TH CBRZUM
	TR	TTM 100 TH CTR	TTM 100 TH CWRTR	TTM 100 TH CSTR	TTM 100 TH CATR	TTM 100 TH CBRTR
	PG	TTM 100 TH CPG	TTM 100 TH CWRPG	TTM 100 TH CSPG	TTM 100 TH CAPG	TTM 100 TH CBRPG
	CL	TTM 100 TH CCL	TTM 100 TH CWRCL	TTM 100 TH CSCL	TTM 100 TH CACL	TTM 100 TH CBRCL
	VB	TTM 100 TH CVB	TTM 100 TH CWRVB	TTM 100 TH CSVB	TTM 100 TH CAVB	TTM 100 TH CBRVB

		TEAK	COATED ALUMINIUM	COATED ALUMINIUM	COATED ALUMINIUM	COATED ALUMINIUM
		TK	WR	S	A	BR
CERAMIC	BS	TTM 120 T CBS	TTM 120 T CWRBS	TTM 120 T CSBS	TTM 120 T CABS	TTM 120 T CBRBS
	TG	TTM 120 T CTG	TTM 120 T CWR TG	TTM 120 T CSTG	TTM 120 T CATG	TTM 120 T CBR TG
	WUM	TTM 120 T CWUM	TTM 120 T CWRWUM	TTM 120 T CSWUM	TTM 120 T CAWUM	TTM 120 T CBRWUM
	ZUM	TTM 120 T CZUM	TTM 120 T CWRZUM	TTM 120 T CSZUM	TTM 120 T CAZUM	TTM 120 T CBRZUM
	TR	TTM 120 T CTR	TTM 120 T CWRTR	TTM 120 T CSTR	TTM 120 T CATR	TTM 120 T CBRTR
	PG	TTM 120 T CPG	TTM 120 T CWRPG	TTM 120 T CSPG	TTM 120 T CAPG	TTM 120 T CBRPG
	CL	TTM 120 T CCL	TTM 120 T CWRCL	TTM 120 T CSCL	TTM 120 T CACL	TTM 120 T CBRCL
	VB	TTM 120 T CVB	TTM 120 T CWRVB	TTM 120 T CSVB	TTM 120 T CAVB	TTM 120 T CBRVB

TEA TIME SPECIFICATIONS

SIDE TABLE			Ref: TTM 120TH ...		
	A: 0,043 m³ TK: 0,052 m³		A: 25,2 kg TK: 19,2kg		
	46-47				







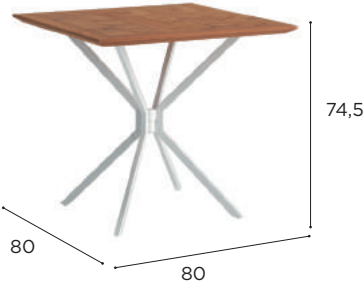
TRAVERSE COLLECTION

		TEAK	COATED ALUMINIUM	COATED ALUMINIUM	COATED ALUMINIUM	COATED ALUMINIUM
		TK	WR	S	A	BR
CERAMIC	BS	TTM 120 TH CBS	TTM 120 TH CWRBS	TTM 120 TH CSBS	TTM 120 TH CABS	TTM 120 TH CBRBS
	TG	TTM 120 TH CTG	TTM 120 TH CWR TG	TTM 120 TH CSTG	TTM 120 TH CATG	TTM 120 TH CBR TG
	WUM	TTM 120 TH CWUM	TTM 120 TH CWRWUM	TTM 120 TH CSWUM	TTM 120 TH CAWUM	TTM 120 TH CBRWUM
	ZUM	TTM 120 TH CZUM	TTM 120 TH CWRZUM	TTM 120 TH CSZUM	TTM 120 TH CAZUM	TTM 120 TH CBRZUM
	TR	TTM 120 TH CTR	TTM 120 TH CWRTR	TTM 120 TH CSTR	TTM 120 TH CATR	TTM 120 TH CBRTR
	PG	TTM 120 TH CPG	TTM 120 TH CWRPG	TTM 120 TH CSPG	TTM 120 TH CAPG	TTM 120 TH CBRPG
	CL	TTM 120 TH CCL	TTM 120 TH CWRCL	TTM 120 TH CSCL	TTM 120 TH CACL	TTM 120 TH CBRCL
	VB	TTM 120 TH CVB	TTM 120 TH CWRVB	TTM 120 TH CSVB	TTM 120 TH CAVB	TTM 120 TH CBRVB



TRAVERSE SPECIFICATIONS





FOLDABLE TABLE			Ref: TRV 80F...		
	0,48 m³		C: 23,4 kg		
	96-97, 99				



ROUND FOLDABLE TABLE			Ref: TRV 80FR...		
	0,48 m³		C: 20,7 kg		



TRAVERSE SPECIFICATIONS

FOLDABLE TABLE			Ref: TRV 150F...		
	0,12 m³		25,8 kg		
	98, 136				



			COATED ALUMINIUM	COATED ALUMINIUM	COATED ALUMINIUM
			WR	S	A
TEAK	TK	TRV 150 FWR	•	•	•
		TRV 150 FS	•	•	•
		TRV 150 FA	•	•	•



TUSKANY COLLECTION



TUSKANY SPECIFICATIONS

HAMMOCK			Ref: TSK 210 G	
	1,7 m³			192 kg
	100-101, 103			





TEAK		
FABRIC		TSK 210 G
		•
		CUSHIONS
		PIL TSK... (SET)
CAT. A		•
CAT. B		•
CAT. C		•
		CURTAIN SET
		TSK C
		•

TWIST COLLECTION



TWIST SPECIFICATIONS

CHAIR			Ref: TWS 55...
	0,39 m³		10 kg
	104-105, 106-107, 108		



COATED ALUMINIUM + OLEFIN FIBER		
		TWS 55 DBR
		•
		CUSHIONS
		PIL TWS 55 SRS... (SEAT)
CAT. A		•
CAT. B		•
CAT. C		•
		PIL BC 3640 RS... (BACK)
		•
CAT. A		•
CAT. B		•
CAT. C		•



TABLE			Ref: UNT 75...
	A+C: 0,090 m³ A+TK: 0,098 m³ TK+C: 0,121 m³		A+C: 24 kg A+TK: 22,2 kg TK+C: 25,6 kg
	40-41		

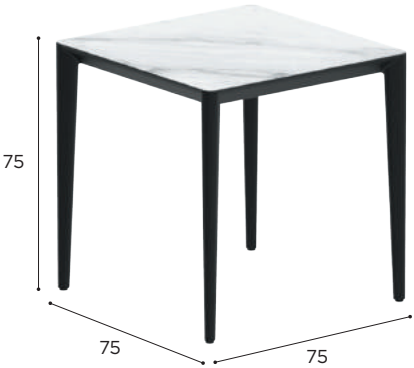
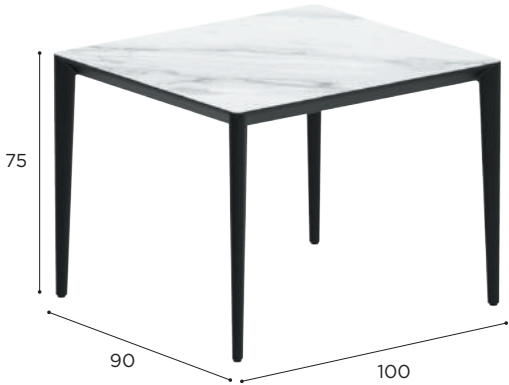




TABLE			Ref: UNT 100...
	A+C: 0,100 m³ A+TK: 0,113 m³ TK+C: 0,120 m³		A+C: 34 kg A+TK: 30,9 kg TK+C: 35,6 kg



		COATED ALUMINIUM	COATED ALUMINIUM	COATED ALUMINIUM	COATED ALUMINIUM	TEAK
		WR	S	A	BR	TK
CERAMIC	TG	UNT 75 CWR TG	UNT 75 CSTG	UNT 75 CATG	UNT 75 CBRTG	UNT 75 CTG
	BS	UNT 75 CWRBS	UNT 75 CSBS	UNT 75 CABS	UNT 75 CBRBS	
	CL	UNT 75 CWRCL	UNT 75 CSCL	UNT 75 CACL	UNT 75 CBRCL	
	VB	UNT 75 CWRVB	UNT 75 CSVB	UNT 75 CAVB	UNT 75 CBRVB	
	WUM	UNT 75 CWRWUM				
	ZUM			UNT 75 CAZUM	UNT 75 CBRZUM	
	PG		UNT 75 CSPG			
	TR	UNT 75 CWRTR	UNT 75 CSTR	UNT 75 CATR	UNT 75 CBRTR	
	TK	UNT 75 WWR	UNT 75 WS	UNT 75 WA	UNT 75 WBR	




		COATED ALUMINIUM	COATED ALUMINIUM	COATED ALUMINIUM	COATED ALUMINIUM	TEAK
		WR	S	A	BR	TK
CERAMIC	TG	UNT 100 CWR TG	UNT 100 CSTG	UNT 100 CATG	UNT 100 CBRTG	UNT 100 CTG
	BS	UNT 100 CWRBS	UNT 100 CSBS	UNT 100 CABS	UNT 100 CBRBS	
	CL	UNT 100 CWRCL	UNT 100 CSCL	UNT 100 CACL	UNT 100 CBRCL	
	VB	UNT 100 CWRVB	UNT 100 CSVB	UNT 100 CAVB	UNT 100 CBRVB	
	WUM	UNT 100 CWRWUM				
	ZUM			UNT 100 CAZUM	UNT 100 CBRZUM	
	PG		UNT 100 CSPG			
	TR	UNT 100 CWRTR	UNT 100 CSTR	UNT 100 CATR	UNT 100 CBRTR	
	TK	UNT 100 WWR	UNT 100 WS	UNT 100 WA	UNT 100 WBR	


U-NITE SPECIFICATIONS

TABLE			Ref: UNT 150...		
	A+C: 0,155 m³ A+TK: 0,172 m³ TK+C: 0,179 m³			A+C: 46,8 kg A+TK: 42,6 kg TK+C: 49,6 kg	






		COATED ALUMINIUM	COATED ALUMINIUM	COATED ALUMINIUM	COATED ALUMINIUM	TEAK
		WR	S	A	BR	TK
CERAMIC	TG	UNT 150 CWR TG	UNT 150 CSTG	UNT 150 CATG	UNT 150 CBR TG	UNT 150 CTG
	BS	UNT 150 CWR BS	UNT 150 CSBS	UNT 150 CABS	UNT 150 CBR BS	
	CL	UNT 150 CWR CL	UNT 150 CSCL	UNT 150 CACL	UNT 150 CBR CL	
	VB	UNT 150 CWR VB	UNT 150 CSVB	UNT 150 CAVB	UNT 150 CBR VB	
	WUM	UNT 150 CWR WUM				
	ZUM			UNT 150 CAZUM	UNT 150 CBRZUM	
	PG		UNT 150 CSPG			
	TR	UNT 150 CWR TR	UNT 150 CSTR	UNT 150 CATR	UNT 150 CBR TR	
	TK	UNT 150 WWR	UNT 150 WS	UNT 150 WA	UNT 150 WBR	

TABLE			Ref: UNT 300...		
	A+C: 0,388 m³ A+TK: 0,472 m³ TK+C: 0,391 m³			A+C: 102 kg A+TK: 93,5 kg TK+C: 102,6 kg	
	20-21, 30-31, 42, 110-111				



		COATED ALUMINIUM	COATED ALUMINIUM	COATED ALUMINIUM	COATED ALUMINIUM	TEAK
		WR	S	A	BR	TK
CERAMIC	TG	UNT 300 CWR TG	UNT 300 CSTG	UNT 300 CATG	UNT 300 CBR TG	UNT 300 CTG
	BS	UNT 300 CWR BS	UNT 300 CSBS	UNT 300 CABS	UNT 300 CBR BS	
	CL	UNT 300 CWR CL	UNT 300 CSCL	UNT 300 CACL	UNT 300 CBR CL	
	VB	UNT 300 CWR VB	UNT 300 CSVB	UNT 300 CAVB	UNT 300 CBR VB	
	WUM	UNT 300 CWR WUM				
	ZUM			UNT 300 CAZUM	UNT 300 CBRZUM	
	PG		UNT 300 CSPG			
	TR	UNT 300 CWR TR	UNT 300 CSTR	UNT 300 CATR	UNT 300 CBR TR	
	TK	UNT 300 WWR	UNT 300 WS	UNT 300 WA	UNT 300 WBR	




TABLE			Ref: UNT 220...		
	A+C: 0,281 m ³ A+TK: 0,309 m ³ TK+C: 0,287 m ³			A+C: 77,7 kg A+TK: 71 kg TK+C: 77,6 kg	
	44, 92-93, 104-105, 107, 108-109, 112-113, 114, 147				

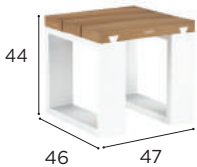


		COATED ALUMINIUM	COATED ALUMINIUM	COATED ALUMINIUM	COATED ALUMINIUM	TEAK
		WR	S	A	BR	TK
CERAMIC	TG	UNT 220 CWR TG	UNT 220 CSTG	UNT 220 CATG	UNT 220 CBR TG	UNT 220 CTG
	BS	UNT 220 CWR BS	UNT 220 CSBS	UNT 220 CABS	UNT 220 CBR BS	
	CL	UNT 220 CWR CL	UNT 220 CSCL	UNT 220 CACL	UNT 220 CBR CL	
	VB	UNT 220 CWR VB	UNT 220 CSVB	UNT 220 CAVB	UNT 220 CBR VB	
	WUM	UNT 220 CWR WUM				
	ZUM			UNT 220 CAZUM	UNT 220 CBRZUM	
	PG		UNT 220 CSPG			
	TR	UNT 220 CWR TR	UNT 220 CSTR	UNT 220 CATR	UNT 220 CBR TR	
	TK	UNT 220 WWR	UNT 220 WS	UNT 220 WA	UNT 220 WBR	






VIGOR SPECIFICATIONS

STOOL			Ref: VGR 50...	
	0,06 m³		15,5 kg	
	119			





		COATED ALUMINIUM	COATED ALUMINIUM	COATED ALUMINIUM
		WR	S	A
TEAK	TK	VGR 50 WWR	VGR 50 WS	VGR 50 WA
		•	•	•
MAH.	MH	VGR 50 MHWR	VGR 50 MHS	VGR 50 MHA
		•	•	•
		CUSHIONS		
		PIL VGR 50 ... (SEAT)		
CAT. A		•		
CAT. B		•		
CAT. C		•		

BENCH			Ref: VGR 318...	
	0,37 m³		61 kg	
	119			



		COATED ALUMINIUM	COATED ALUMINIUM	COATED ALUMINIUM
		WR	S	A
TEAK	TK	VGR 318 WWR	VGR 318 WS	VGR 318 WA
		•	•	•
MAH.	MH	VGR 318 MHWR	VGR 318 MHS	VGR 318 MHA
		•	•	•
		CUSHIONS		
		PIL VGR 318 ... (SEAT)		
CAT. A		•		
CAT. B		•		
CAT. C		•		

TABLE			Ref: VGR 320...	
	0,70 m³		128 kg	
	119			



		COATED ALUMINIUM	COATED ALUMINIUM	COATED ALUMINIUM
		WR	S	A
TEAK	TK	VGR 320 WWR	VGR 320 WS	VGR 320 WA
		•	•	•
MAH.	MH	VGR 320 MHWR	VGR 320 MHS	VGR 320 MHA
		•	•	•

VIGOR LOUNGE COLLECTION



VIGOR LOUNGE CUSHIONS

	CUSHIONS FOR VIGOR LOUNGE	
	BACK / ARM 80 x 60	
	PIL VGRL 80V...	
STANDARD	•	
CAT. A	•	
CAT. B	•	
CAT. C	•	
	BACK / ARM 100 x 60	
	PIL VGRL 100V...	
STANDARD	•	
CAT. A	•	
CAT. B	•	
CAT. C	•	
	BACK / ARM 160 x 60	
	PIL VGRL 160V...	
STANDARD	•	
CAT. A	•	
CAT. B	•	
CAT. C	•	
	SEAT 80 x 80	
	PIL VGRL 80...	
STANDARD	•	
CAT. A	•	
CAT. B	•	
CAT. C	•	
	SEAT 160 x 80	
	PIL VGRL 160...	
STANDARD	•	
CAT. A	•	
CAT. B	•	
CAT. C	•	
	CUSHIONS FOR VIGOR LOUNGE	
	BACK / ARM 60 x 40	
	PIL VGRL 60P...	
STANDARD	•	
CAT. A	•	
CAT. B	•	
CAT. C	•	
	BACK / ARM 80 x 40	
	PIL VGRL 80P...	
STANDARD	•	
CAT. A	•	
CAT. B	•	
CAT. C	•	
	BACK 50 x 93	
	PIL VGRL 90V...	
STANDARD	•	
CAT. A	•	
CAT. B	•	
CAT. C	•	
	COMFORT 40 x 90	
	PIL VGRL 90P...	
STANDARD	•	
CAT. A	•	
CAT. B	•	
CAT. C	•	
	SEAT 194 x 93	
	PIL VGRL 195...	
STANDARD	•	
CAT. A	•	
CAT. B	•	
CAT. C	•	

VIGOR LOUNGE STANDARD FABRICS



NATURAL SILVER DOT
REF: NSD - CAT. B

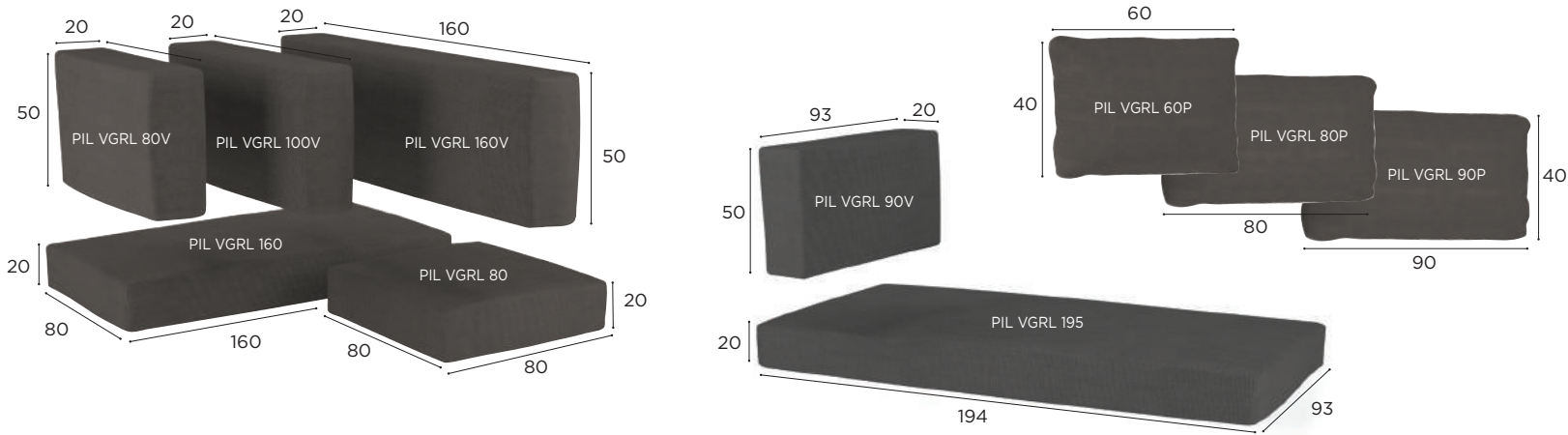


LINEN UNI
REF: LNU - CAT. B



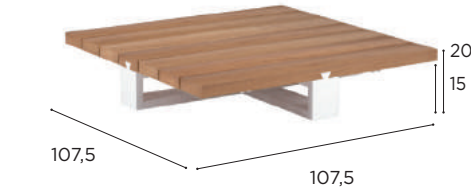
PITCH BLACK HEAVY
REF: ZUPH - CAT. B




ALL OTHER FABRICS AVAILABLE ON REQUEST PP 301 - 305






VIGOR LOUNGE SPECIFICATIONS

CORNER MODULE		Ref: VGRL 100...	
	0,23 m³		46,2 kg







LOUNGE MODULE		Ref: VGRL 150T...	
	0,32 m³		58,9 kg
	118-119		







LOUNGE MODULE		Ref: VGRL 200...	
	0,46 m³		79,3 kg
	116-117, 118-119, 120-121		



LOUNGE MODULE		Ref: VGRL 300...	
	0,63 m³		103,4 kg
	116-117, 118-119, 120-121		



TRAY		Ref: VGRL TRAY...	
	0,02 m³		3,2 kg
	118-119		



		COATED ALUMINIUM	COATED ALUMINIUM	COATED ALUMINIUM
		WR	S	A
TEAK	TK	VGRL 100 WWR	VGRL 100 WS	VGRL 100 WA
		•	•	•
MAH.	MH	VGRL 100 MHWR	VGRL 100 MHS	VGRL 100 MHA
		•	•	•

		COATED ALUMINIUM	COATED ALUMINIUM	COATED ALUMINIUM
		WR	S	A
TEAK	TK	VGRL 150T WWR	VGRL 150T WS	VGRL 150T WA
		•	•	•
MAH.	MH	VGRL 150T MHWR	VGRL 150T MHS	VGRL 150T MHA
		•	•	•

		COATED ALUMINIUM	COATED ALUMINIUM	COATED ALUMINIUM
		WR	S	A
TEAK	TK	VGRL 200 WWR	VGRL 200 WS	VGRL 200 WA
		•	•	•
MAH.	MH	VGRL 200 MHWR	VGRL 200 MHS	VGRL 200 MHA
		•	•	•

		COATED ALUMINIUM	COATED ALUMINIUM	COATED ALUMINIUM
		WR	S	A
TEAK	TK	VGRL 300 WWR	VGRL 300 WS	VGRL 300 WA
		•	•	•
MAH.	MH	VGRL 300 MHWR	VGRL 300 MHS	VGRL 300 MHA
		•	•	•

		COATED ALUMINIUM	COATED ALUMINIUM	COATED ALUMINIUM
		WR	S	A
		VGRL TRAY WR	VGRL TRAY S	VGRL TRAY A
		•	•	•

VIGOR LOUNGE SETS

DAYBED MAHOGANY WITH LAMINATED FABRIC



VGRL DAYBED
•

INCLUDED

- 1 x VGRL 200 MH
- 1 x PIL VGRL 195
- 1 x PIL VGRL 90 V
- 1 x PIL VGRL 90 P

* = PRICE FOR WHITE COATED ALUMINIUM FRAME WITH CATEGORY B STANDARD CUSHIONS

SET 01



VGRL SET 01
•

INCLUDED

- 1 x VGRL 300 MH
- 1 x PIL VGRL 160V
- 1 x PIL VGRL 100V
- 1 x PIL VGRL 160
- 2 x PIL VGRL 80P
- 1 x PIL 40M (CAT. B)

* = PRICE FOR WHITE COATED ALUMINIUM FRAME WITH CATEGORY B STANDARD CUSHIONS

VIGOR LOUNGE SETS

SET 02



VGRL SET 02

INCLUDED

- 2 x VGRL 300 MH
- 2 x PIL VGRL 100V
- 5 x PIL VGRL 80V
- 5 x PIL VGRL 80
- 5 x PIL VGRL 80P
- 3 x PIL 40M (CAT. B)

* = PRICE FOR WHITE COATED ALUMINIUM FRAME WITH CATEGORY B STANDARD CUSHIONS

SET 03



VGRL SET 03

INCLUDED

- 1 x VGRL 300 MH
- 1 x VGRL 200 MH
- 2 x PIL VGRL 100V
- 4 x PIL VGRL 80V
- 2 x PIL VGRL 160
- 4 x PIL VGRL 80P
- 1 x PIL VGRL 60P
- 2 x PIL 40M (CAT. B)

* = PRICE FOR WHITE COATED ALUMINIUM FRAME WITH CATEGORY B STANDARD CUSHIONS

VIGOR LOUNGE SETS

SET 04



VGRL SET 04

INCLUDED

- 1 x VGRL 300 MH
- 1 x VGRL 200 MH
- 1 x VGRL 150T MH
- 1 x VGRL 100 MH
- 3 x PIL VGRL 160V
- 2 x PIL VGRL 100V
- 3 x PIL VGRL 160
- 6 x PIL VGRL 80P
- 1 x PIL VGRL 60P
- 3 x PIL 40M (CAT. B)

* = PRICE FOR WHITE COATED ALUMINIUM FRAME WITH CATEGORY B STANDARD CUSHIONS

SET 05



VGRL SET 05

INCLUDED

- 1 x VGRL 300 MH
- 3 x VGRL 200 MH
- 1 x VGRL 100 MH
- 4 x PIL VGRL 160V
- 3 x PIL VGRL 100V
- 4 x PIL VGRL 160
- 8 x PIL VGRL 80P
- 1 x PIL VGRL 60P
- 5 x PIL 40M (CAT. B)

* = PRICE FOR WHITE COATED ALUMINIUM FRAME WITH CATEGORY B STANDARD CUSHIONS

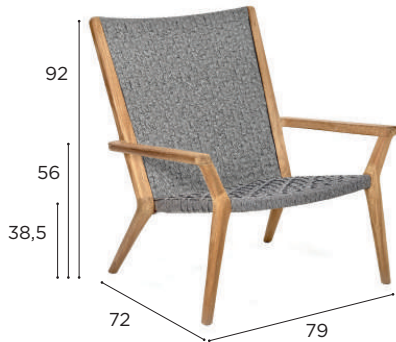


VITA SPECIFICATIONS

ARM CHAIR		Ref: VIT 55R	
	0,56 m³ (4)		7,25 (1) / 29 (4) kg
	122-123, 125, 126-127		



RELAX CHAIR		Ref: VIT 60R	
	0,94 m³ (2)		13,5 (1) / 27 (2) kg
	124, 126-127		



FOOTREST		Ref: VIT FR	
	0,20 m³ (2)		4,5 (1) / 9 (2) kg
	124, 126-127		



LOUNGER		Ref: VIT 195R		
	0,75 m³ (2)		25 (1) / 50 (2) kg	
	126-127			






TEAK + WOVEN FIBER	
	TK
VIT 55R	
•	


TEAK + WOVEN FIBER	
	TK
VIT 60R	
•	
OPTIONAL HEAD CUSHION	
PIL VITH...	
CAT. A	•
CAT. B	•
CAT. C	•

TEAK + WOVEN FIBER	
	TK
VIT FR	
•	


TEAK + WOVEN FIBER	
	TK
VIT 195R	
•	
OPTIONAL HEAD CUSHION	
PIL VITH...	
CAT. A	•
CAT. B	•
CAT. C	•






HAMMOCK			Ref: WVEP...
	3,85 m³		238 kg
	128-129, 130-131		







HAMMOCK CUSHION			Ref: PILWV...	
	0,47 m³		35 kg	
	STORAGE BAG & HEAD CUSHION INCL			



BASE			Ref: WVT
	2,28 m³		183 kg
i	Base for embedding in concrete		



BASE			Ref: WVG
	2,28 m³		225 kg
	Base for embedding in sand		



STAINLESS STEEL ELECTRO POLISHED		
BATYLINE		WV EPWU
		WV EPCAU
		WV EPZU
		WV EPTQF

FABRIC	
PIL WV...	
CAT. A	•
CAT. B	•
CAT. C	•

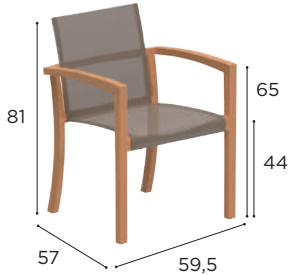
STAINLESS STEEL ELECTRO POLISHED	
WVT	

STAINLESS STEEL ELECTRO POLISHED	
WVG	

XQI SPECIFICATIONS

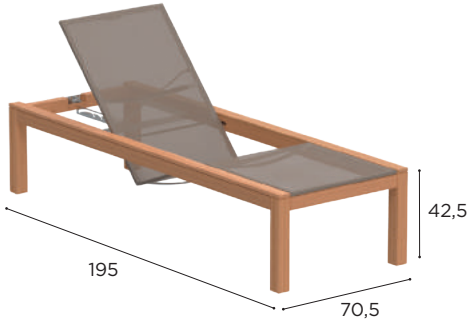


ARM CHAIR			Ref: XQI 55...		
	0,37 m³ (2)		7,6 kg		
	137				



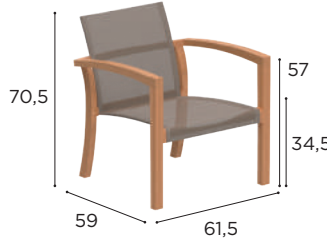
TEAK		
TK		
BATYLINE	WU	XQI 55 TEPWU
	BR	XQI 55 TEPBRU
	ZU	XQI 55 TEPZU

LOUNGER			Ref: XQI 195...		
	0,37 m³ (2)		32,8 kg		
	132-133, 138-139, 154-155				



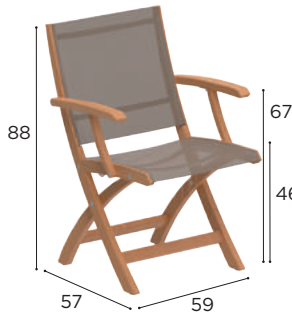
TEAK		
TK		
BATYLINE	WU	XQI 195 TEPWU
	BR	XQI 195 TEPBRU
	ZU	XQI 195 TEPZU

RELAX CHAIR			Ref: XQI 77...		
	0,34 m³ (2)		7,3 kg		
	132-133				



TEAK		
TK		
BATYLINE	WU	XQI 77 TEPWU
	BR	XQI 77 TEPBRU
	ZU	XQI 77 TEPZU

FOLDABLE CHAIR			Ref: XQI 55F...		
	0,17 m³ (2)		9 kg		
	28-29, 136				



TEAK		
TK		
BATYLINE	WU	XQI 55F TEPWU
	BR	XQI 55F TEPBRU
	ZU	XQI 55F TEPZU

BAR CHAIR			Ref: XQI 43...		
	0,31 m³		8,8 kg		
	132-133, 134-135				



TEAK		
TK		
BATYLINE	WU	XQI 43 TEPWU
	BR	XQI 43 TEPBRU
	ZU	XQI 43 TEPZU



BAR TABLE			Ref: XQI 200H...		
	1,54 m³		34,7 kg		
	132-133, 134				

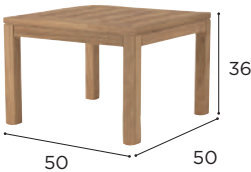



TEAK		
TK		
TEAK	TK	XQI 200H W

XQI SPECIFICATIONS

SIDE TABLE			Ref: XQI 50...	
	0,22 m³		5 kg	

TEAK		
		
TEAK		XQI 50 W •



LOW TABLE			Ref: XQI 70T...	
	0,16 m³		10,3 kg	
	132-133			



TEAK		
		
TEAK		XQI 70T W •



TABLE			Ref: XQI 80...	
	0,10 m³		15,2 kg	



TEAK		
		
TEAK		XQI 80 W •



TABLE			Ref: XQI 180...	
	0,16 m³		26,6 kg	





TEAK		
		
TEAK		XQI 180 W •



TABLE			Ref: XQI 240...	
	0,23 m³		37,6 kg	
	137			

TEAK		
		
TEAK		XQI 240 W •




ZENHIT LOUNGE COLLECTION




ZENHIT LOUNGE STANDARD FABRICS



NATURAL SILVER DOT
REF: NSD - CAT. B



LINEN UNI
REF: LNU - CAT. B






CHEVRON LINEN
REF: LNC - CAT. B




LIGHT BLUE DOT
REF: LBD - CAT. C




ALL OTHER FABRICS AVAILABLE ON REQUEST PP 301 - 305

ZENHIT LOUNGE SPECIFICATIONS


ONE SEATER			Ref: ZNTL 100		
	0,15 m³		22,9 kg		
	143, 144				






TEAK	
	
	ZNTL 100
	•
	CUSHIONS
	PIL ZNTL 100... (3pcs)
STANDARD	•
CAT. B	•
STANDARD	•
CAT. C	•
CAT. A	•
CAT. B	•
CAT. C	•


FOOTREST			Ref: ZNTL 75T		
	0,18 m³		15,1 kg		
	143				




TEAK	
	
	ZNTL 75T
	•
	CUSHIONS
	PIL ZNTL 75T... (1pc)
STANDARD	•
CAT. B	•
STANDARD	•
CAT. C	•
CAT. A	•
CAT. B	•
CAT. C	•


LOUNGE CORNER			Ref: ZNTL 80C		
	0,48 m³		20,3 kg		
	140-141				



TEAK	
	
	ZNTL 80C
	•
	CUSHIONS
	PIL ZNTL 80C... (5pcs)
STANDARD	•
CAT. B	•
STANDARD	•
CAT. C	•
CAT. A	•
CAT. B	•
CAT. C	•


TWO SEATER			Ref: ZNTL 160Z		
	0,40 m³		27,5 kg		
	140-141				




TEAK	
	
	ZNTL 160Z
	•
	CUSHIONS
	PIL ZNTL 160... (5pcs)
STANDARD	•
CAT. B	•
STANDARD	•
CAT. C	•
CAT. A	•
CAT. B	•
CAT. C	•
	2x PIL ZNTL 100... (6pcs)
STANDARD	•
CAT. B	•
STANDARD	•
CAT. C	•
CAT. A	•
CAT. B	•
CAT. C	•


TWO SEATER			Ref: ZNTL 160		
	0,91 m³		35 kg		



TEAK	
	
	ZNTL 160
	•
	CUSHIONS
	PIL ZNTL 160... (5pcs)
STANDARD	•
CAT. B	•
STANDARD	•
CAT. C	•
CAT. A	•
CAT. B	•
CAT. C	•
	2x PIL ZNTL 100... (6pcs)
STANDARD	•
CAT. B	•
STANDARD	•
CAT. C	•
CAT. A	•
CAT. B	•
CAT. C	•


THREE SEATER			Ref: ZNTL 240		
	1,33 m³		54 kg		
	144-145				



TEAK	
	
	ZNTL 240
	•
	CUSHIONS
	PIL ZNTL 240... (7pcs)
STANDARD	•
CAT. B	•
STANDARD	•
CAT. C	•
CAT. A	•
CAT. B	•
CAT. C	•
	3x PIL ZNTL 100... (9pcs)
STANDARD	•
CAT. B	•
STANDARD	•
CAT. C	•
CAT. A	•
CAT. B	•
CAT. C	•


TWO SEATER			Ref: ZNTL 160R		
	0,91 m³		31 kg		






TEAK	
	
	ZNTL 160R
	•
	CUSHIONS
	PIL ZNTL 160... (5pcs)
STANDARD	•
CAT. B	•
STANDARD	•
CAT. C	•
CAT. A	•
CAT. B	•
CAT. C	•
	2x PIL ZNTL 100... (6pcs)
STANDARD	•
CAT. B	•
STANDARD	•
CAT. C	•
CAT. A	•
CAT. B	•
CAT. C	•

TWO SEATER			Ref: ZNTL 160L		
	0,91 m³		31 kg		



TEAK	
	
	ZNTL 160L
	•
	CUSHIONS
	PIL ZNTL 160... (5pcs)
STANDARD	•
CAT. B	•
STANDARD	•
CAT. C	•
CAT. A	•
CAT. B	•
CAT. C	•
	2x PIL ZNTL 100... (6pcs)
STANDARD	•
CAT. B	•
STANDARD	•
CAT. C	•
CAT. A	•
CAT. B	•
CAT. C	•

ZENHIT LOUNGE SPECIFICATIONS

THREE SEATER			Ref: ZNTL 240R		
	1,33 m³		50 kg		
	140-141				






TEAK	
	TK
	ZNTL 240R
	•
	CUSHIONS
	PIL ZNTL 240... (7pcs)
STANDARD CAT. B	•
STANDARD CAT. C	•
CAT. A	•
CAT. B	•
CAT. C	•
	3x PIL ZNTL 100... (9pcs)
STANDARD CAT. B	•
STANDARD CAT. C	•
CAT. A	•
CAT. B	•
CAT. C	•

THREE SEATER			Ref: ZNTL 240L		
	1,33 m³		50 kg		






TEAK	
	TK
	ZNTL 240L
	•
	CUSHIONS
	PIL ZNTL 240... (7pcs)
STANDARD CAT. B	•
STANDARD CAT. C	•
CAT. A	•
CAT. B	•
CAT. C	•
	3x PIL ZNTL 100... (9pcs)
STANDARD CAT. B	•
STANDARD CAT. C	•
CAT. A	•
CAT. B	•
CAT. C	•

DAYBED RIGHT			Ref: ZNTL DBR		
	0,55 m³		40 kg		
	144				



TEAK	
	TK
	ZNTL DBR
	•
	CUSHIONS
	PIL ZNTL DB... (3pcs)
STANDARD CAT. B	•
STANDARD CAT. C	•
CAT. A	•
CAT. B	•
CAT. C	•

DAYBED LEFT			Ref: ZNTL DBL		
	0,55 m³		40 kg		
	140-141, 142-143, 144				






TEAK	
	TK
	ZNTL DBL
	•
	CUSHIONS
	PIL ZNTL DB... (3pcs)
STANDARD CAT. B	•
STANDARD CAT. C	•
CAT. A	•
CAT. B	•
CAT. C	•

LOW TABLE			Ref: ZNTL 150T		
	0,32 m³		24,3 kg		
	140-141, 144				



TEAK	
	TK
	ZNTL 150T
	•

ARM CHAIR			Ref: ZNT 55		
	0,25 m³		9 kg		
	112-113, 114, 146-147				



TEAK	
	TK
	ZNT 55
	•
	CUSHIONS
	PIL ZNT 55 BRS... (BACK)
STANDARD CAT. B	•
STANDARD CAT. C	•
CAT. A	•
CAT. B	•
CAT. C	•
	PIL ZNT 55 SRS... (SEAT)
STANDARD CAT. B	•
STANDARD CAT. C	•
CAT. A	•
CAT. B	•
CAT. C	•

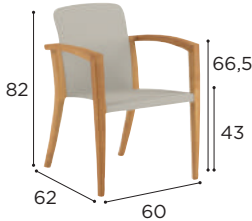
ZENHIT LOUNGE COLLECTION



ZIDIZ SPECIFICATIONS

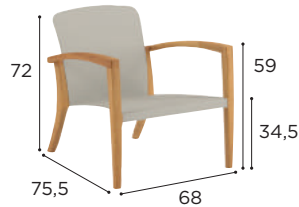


ARM CHAIR			Ref: ZDZ 55...		
	0,35 m³		8,2 kg		
	150-151				



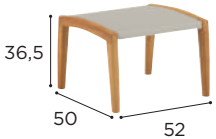
TEAK		
COATED ALUMINIUM	WU	ZDZ 55 WU
		•
	S	ZDZ 55 S
		•
	A	ZDZ 55 A
		•
	BR	ZDZ 55 BR
		•
		CUSHIONS
		PIL ZDZ 55... (SEAT + BACK)
CAT. A		•
CAT. B		•
CAT. C		•

RELAX CHAIR			Ref: ZDZ 77...		
	0,36 m³		10,2 kg		
	149				



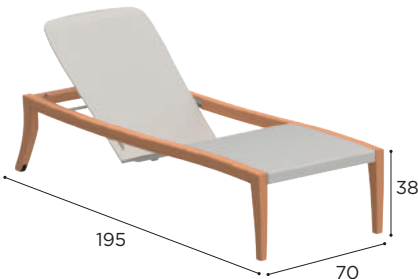
TEAK		
COATED ALUMINIUM	WU	ZDZ 77 WU
		•
	S	ZDZ 77 S
		•
	A	ZDZ 77 A
		•
	BR	ZDZ 77 BR
		•
		CUSHIONS
		PIL ZDZ 77... (SEAT + BACK)
CAT. A		•
CAT. B		•
CAT. C		•

FOOTREST			Ref: ZDZ F...		
	0,09 m³		4,6 kg		
	149				



TEAK		
COATED ALUMINIUM	WU	ZDZ F WU
		•
	S	ZDZ F S
		•
	A	ZDZ F A
		•
	BR	ZDZ F BR
		•
		CUSHIONS
		PIL ZDZ FT...
CAT. A		•
CAT. B		•
CAT. C		•

LOUNGER			Ref: ZDZ 195...		
	0,64 m³		27,6 kg		
	148				



TEAK		
COATED ALUMINIUM	WU	ZDZ 195 WU
		•
	S	ZDZ 195 S
		•
	A	ZDZ 195 A
		•
	BR	ZDZ 195 BR
		•
		CUSHIONS
		PIL ZDZ 195...
CAT. A		•
CAT. B		•
CAT. C		•

SIDE TABLE			Ref: ZDZ 50...		
	0,09 m³		6 kg		
	148				



TEAK		
SOLID SURFACE	CRN	ZDZ 50 CRNWU
		•
CERAMIC	WUM	ZDZ 50 CWUM
		•
	ZUM	ZDZ 50 CZUM
		•
	TR	ZDZ 50 CTR
		•
	VB	ZDZ 50 CVB
		•


ZIDIZ SPECIFICATIONS

LOW TABLE			Ref: ZDZ 150T...	
	0,49 m³		C:	22,8 kg



TEAK				
SOLID SURFACE	CRN	ZDZ 150T CRNWU	•	
	WUM	ZDZ 150T CWUM	•	
	ZUM	ZDZ 150T CZUM	•	
	TR	ZDZ 150T CTR	•	
	VB	ZDZ 150T CVB	•	
			•	

ROUND TABLE			Ref: ZDZ 130...	
	0,68 m³		C:	41,5 kg



TEAK				
SOLID SURFACE	CRN	ZDZ 130 CRNWU	•	
	WUM	ZDZ 130 CWUM	•	
	ZUM	ZDZ 130 CZUM	•	
	TR	ZDZ 130 CTR	•	
	VB	ZDZ 130 CVB	•	
			•	

TABLE			Ref: ZDZ 220...	
	1,98 m³		C:	52,2 kg
	86, 122-123, 126-127			



		COATED ALUMINIUM	COATED ALUMINIUM	COATED ALUMINIUM	COATED ALUMINIUM	TEAK
		WR	S	A	BR	TK
CERAMIC	WUM	ZDZ 220 CWRWUM				ZDZ 220 CWUM
	ZUM			ZDZ 220 CAZUM	ZDZ 220 CBRZUM	ZDZ 220 CZUM
	TR	ZDZ 220 CWRTR	ZDZ 220 CSTR	ZDZ 220 CATR	ZDZ 220 CBRTR	ZDZ 220 CTR
	BS	ZDZ 220 CWRBS	ZDZ 220 CSBS	ZDZ 220 CABS	ZDZ 220 CBRBS	ZDZ 220 CBS
	VB	ZDZ 220 CWRVB	ZDZ 220 CSVB	ZDZ 220 CAVB	ZDZ 220 CBRVB	ZDZ 220 CVB
TEAK	TK	ZDZ 220 WWR	ZDZ 220 WS	ZDZ 220 WA	ZDZ 220 WBR	ZDZ 220

EXTENDABLE TABLE			Ref: ZDZ 320...	
	2 m³		TK:	97,5 kg
	152-153			

		COATED ALUMINIUM	COATED ALUMINIUM	COATED ALUMINIUM	COATED ALUMINIUM	TEAK
		WR	S	A	BR	TK
TEAK	TK	ZDZ 320 WWR	ZDZ 320 WS	ZDZ 320 WA	ZDZ 320 WBR	ZDZ 320

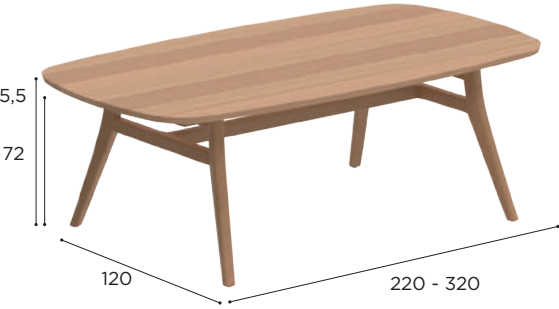


TABLE			Ref: ZDZ 300...	
	2,5 m³		CRN:	92,5 kg
	150			



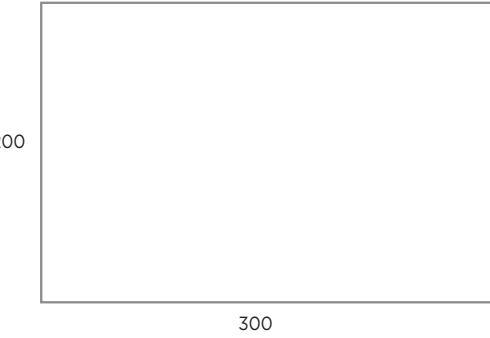
		COATED ALUMINIUM	COATED ALUMINIUM	COATED ALUMINIUM	COATED ALUMINIUM	TEAK
		WR	S	A	BR	TK
SOLID SURFACE	CRN	ZDZ 300 CRNWRWU				ZDZ 300 CRNWU
	WUM	ZDZ 300 CWRWUM				ZDZ 300 CWUM
	ZUM			ZDZ 300 CAZUM	ZDZ 300 CBRZUM	ZDZ 300 CZUM
	TR	ZDZ 300 CWRTR	ZDZ 300 CSTR	ZDZ 300 CATR	ZDZ 300 CBRTR	ZDZ 300 CTR
	BS	ZDZ 300 CWRBS	ZDZ 300 CSBS	ZDZ 300 CABS	ZDZ 300 CBRBS	ZDZ 300 CBS
	VB	ZDZ 300 CWRVB	ZDZ 300 CSVB	ZDZ 300 CAVB	ZDZ 300 CBRVB	ZDZ 300 CVB
TEAK	TK	ZDZ 300 WWR	ZDZ 300 WS	ZDZ 300 WA	ZDZ 300 WBR	ZDZ 300

OUTDOOR RUG COLLECTION



OUTDOOR RUG SPECIFICATIONS

OUTDOOR RUG 2 x 3	Ref: RUG 2030...
30-31, 44, 50-51, 56-77, 92-93, 95	



	WOVEN OUTDOOR RUG 2 x 3 METER
	RUG 2030 B
	•
	RUG 2030 R
	•
	RUG 2030 G
	•

OUTDOOR RUG 2,5 x 3,5	Ref: RUG 2535...
52-53, 54-55, 122-123, 124, 126-127	


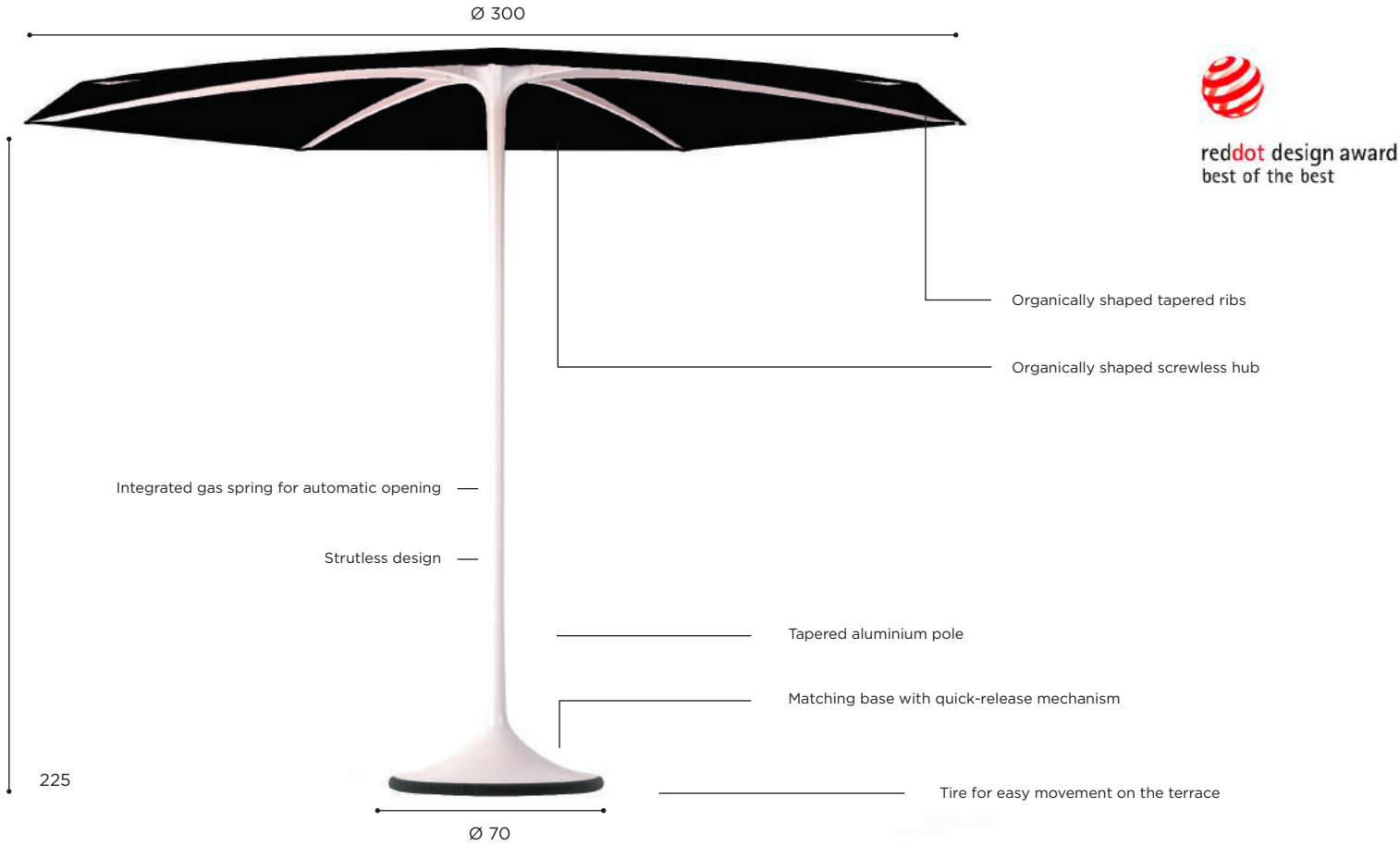


	WOVEN OUTDOOR RUG 2,5 x 3,5 METER
	RUG 2535 B
	•
	RUG 2535 R
	•
	RUG 2535 G
	•

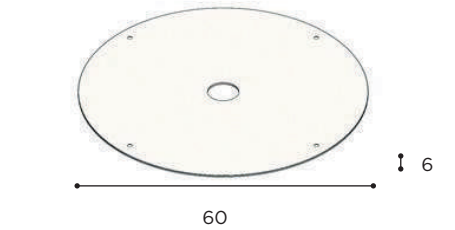
PALMA SPECIFICATIONS

PALMA	Ref: PLM 300...	
0,40 m³	66 kg	
Base + ballast included		
124, 126-127, 158-159		

	COATED ALUMINIUM WR	COATED ALUMINIUM S	COATED ALUMINIUM A
TEXTILE (CATA)	WU	PLM 300 WRWU	PLM 300 SWU
	CAU	PLM 300 WRCAU	PLM 300 SCAU
	ZU	PLM 300 WRZU	PLM 300 SZU







BALLAST HEAVY	Ref: PLM300BALLASTH	
0,19 m³	13 kg	






BALLAST
PLM 300 BALLAST H
•

- FEATURES
- * ROUND PLATE IN GALVANIZED STEEL
 - * 4 SCREW HOLES
 - * CENTRAL HOLE IN THE MIDDLE

OAZZ SPECIFICATIONS


OAZZ 220V		Ref: OAZZ 220V...	
	0,5 m³		15 kg
	Base not included		
	76-77		

TEXTILE (CATA)		COATED ALUMINIUM WR	COATED ALUMINIUM S	COATED ALUMINIUM A
		OAZZ 220V WRWU •	OAZZ 220V SWU •	OAZZ 220V AWU •
		OAZZ 220V WRCAU •	OAZZ 220V SCAU •	OAZZ 220V ACAU •
		OAZZ 220V WRZU •	OAZZ 220V SZU •	OAZZ 220V AZU •








OAZZ BASE			Ref: CEYV 70SC...		
	0,015 m³		40 kg		

	COATED ALUMINIUM WR	COATED ALUMINIUM S	COATED ALUMINIUM A
	CEYV70SC WR •	CEYV70SC S •	CEYV70SC A •



OAZZ SPECIFICATIONS


OAZZ 300		Ref: OAZZ 300...	
	0,5 m³		17 kg
	Base not included		
	156-157		

	COATED ALUMINIUM WR	COATED ALUMINIUM S	COATED ALUMINIUM A
TEXTILE (CATA)		OAZZ 300 WRWU •	OAZZ 300 SWU •
		OAZZ 300 WRCAU •	OAZZ 300 SCAU •
		OAZZ 300 WRZU •	OAZZ 300 SZU •



OAZZ BASE			Ref: CEYV 70SC...		
	0,015 m³		40 kg		

	COATED ALUMINIUM WR	COATED ALUMINIUM S	COATED ALUMINIUM A
	CEYV70SC WR •	CEYV70SC S •	CEYV70SC A •



SHADY SPECIFICATIONS

SHADY		Ref: SHA...
	0,20 m³ - BASE NOT INCLUDED	
i	TEAK POLE + TEAK RIBS	
	36-37, 132-133, 154-155	



	TEAK POLE TK	TEAK RIBS TK		A (cm)
Ø 3,5	SHA 35 TK ...*		23,7 kg	85
Ø 4,5	SHA 45 TK ...*		29,2 kg	34
3,0 x 3,0	SHA 30V TK ...*		22,2 kg	56
3,5 x 3,5	SHA 35V TK ...*		23,5 kg	12
3 x 4	SHA 40R TK ...*		26,9 kg	10

* COVER COLOURS TEXTILE							
... WU	... EU	... BU	... ROU	... MU	... CAU	... FOU	... ZU

SHADY SPECIFICATIONS


SHADY		Ref: SHA ...
	0,20 m³ - BASE NOT INCLUDED	
i	STAINLESS STEEL POLE + TEAK RIBS	









	STAINLESS STEEL POLE + TEAK RIBS TK	EP STAINLESS STEEL POLE + TEAK RIBS EP TK		A (cm)
Ø 3,5	SHA 35 ...*		24,8 kg	85
Ø 4,5	SHA 45 ...*		30,5 kg	34
3,0 x 3,0	SHA 30V ...*		23,6 kg	56
3,5 x 3,5	SHA 35V ...*		24,3 kg	12
3 x 4	SHA 40R ...*		29,1 kg	10







* COVER COLOURS TEXTILE							
... WU	... EU	... BU	... ROU	... MU	... CAU	... FOU	... ZU


SHADY SPECIFICATIONS








SHADY		Ref: SHA...
	0,20 m³ - BASE NOT INCLUDED	
i	STAINLESS STEEL POLE + COATED ALUMINIUM RIBS	




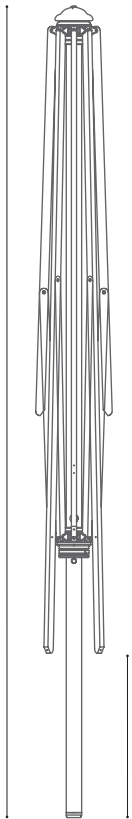
* COVER COLOURS TEXTILE					
COVER	RIBS	COVER	RIBS	COVER	RIBS
					
*W		*C		*B	

** COVER COLOURS BATYLINE					
COVER	RIBS	COVER	RIBS	COVER	RIBS
					
**W		**C		**B	




		BRUSHED POLE + COATED ALU RIBS		EP POLE + COATED ALU RIBS			
			*		*		
* TEXTILE		Ø 3,5	SHA 35 ...*	SHA 35 EP ...*		* BATYLINE	
			•	•			
		Ø 4,5	SHA 45 ...*	SHA 45 EP ...*			
			•	•			
		3,0 x 3,0	SHA 30V ...*	SHA 30V EP ...*			
			•	•			
		3,5 x 3,5	SHA 35V ...*	SHA 35V EP ...*			
			•	•			
		3 x 4	SHA 40R ...*	SHA 40R EP ...*			
			•	•			

	A (cm)
24,8 Kg	85
30,7 Kg	34
25,9 Kg	56
24,5 Kg	12
29,6 Kg	10



SHADY SPECIFICATIONS

SHADY		Ref: SHA...
	0,20 m³ - BASE NOT INCLUDED	
i	COATED ALUMINIUM POLE + COATED ALUMINIUM RIBS	



* COVER COLOURS TEXTILE					
COVER	RIBS	COVER	RIBS	COVER	RIBS
					
*WW		*CC		*BB	

** COVER COLOURS BATYLINE					
COVER	RIBS	COVER	RIBS	COVER	RIBS
					
**WW		**CC		**BB	




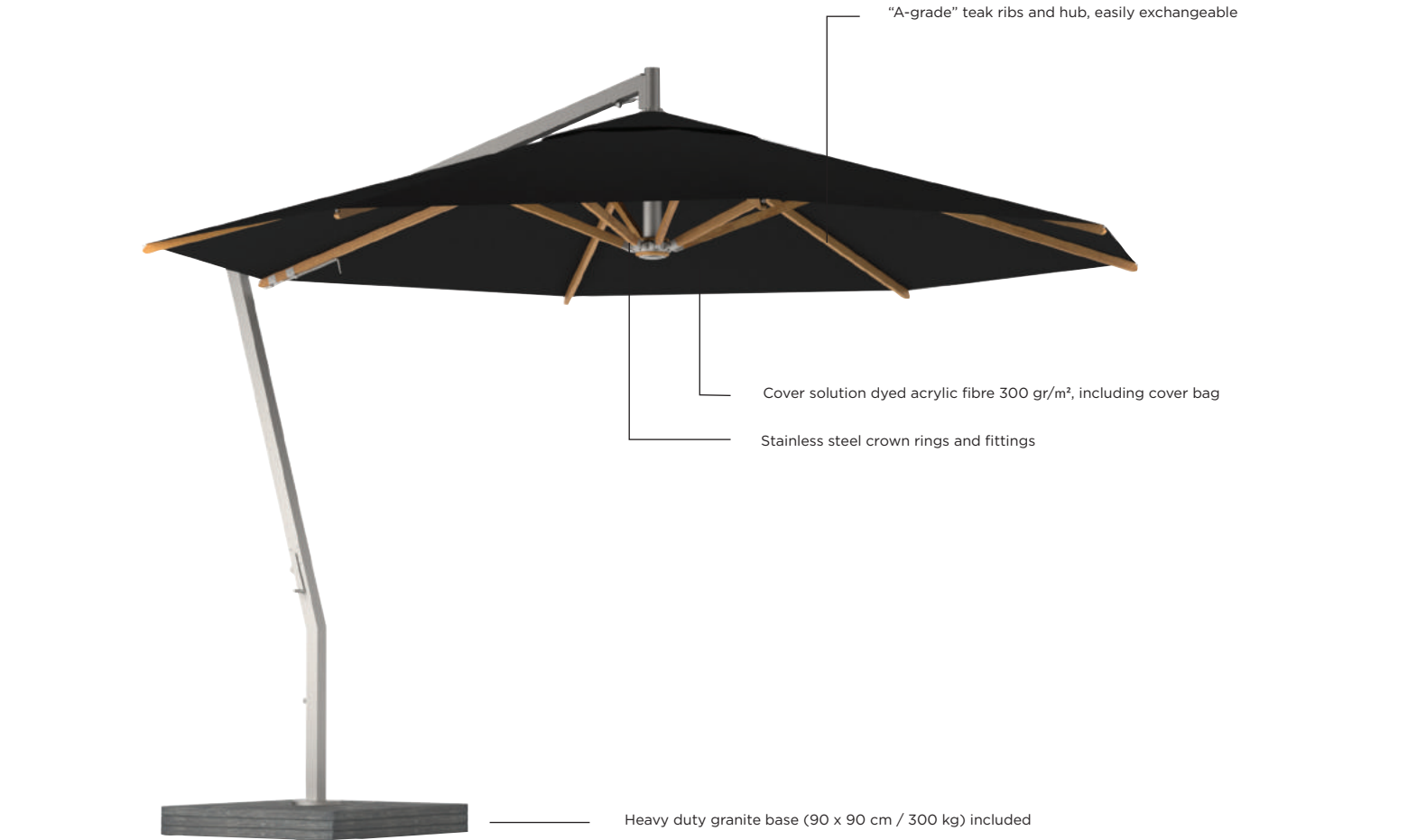
		BRUSHED POLE + COATED ALU RIBS		BRUSHED POLE + COATED ALU RIBS			
		*	*	*	*		
* TEXTILE		Ø 3,5	SHA 35 EP ...*	SHA 35 EPT ...**		* BATYLINE	
			•	•			
		Ø 4,5	SHA 45 EP...*	SHA 45 EPT ...**			
			•	•			
		3,0 x 3,0	SHA 30V EP...*	SHA 30V EPT ...**			
			•	•			
		3,5 x 3,5	SHA 35V EP...*	SHA 35V EPT ...**			
			•	•			
		3 x 4	SHA 40R EP...*	SHA 40R EPT ...**			
			•	•			

	A (cm)
24,9 Kg	85
30,7 Kg	34
25,8 Kg	56
24,4 Kg	12
29,4 Kg	10



SHADY X-CENTRIC SPECIFICATIONS

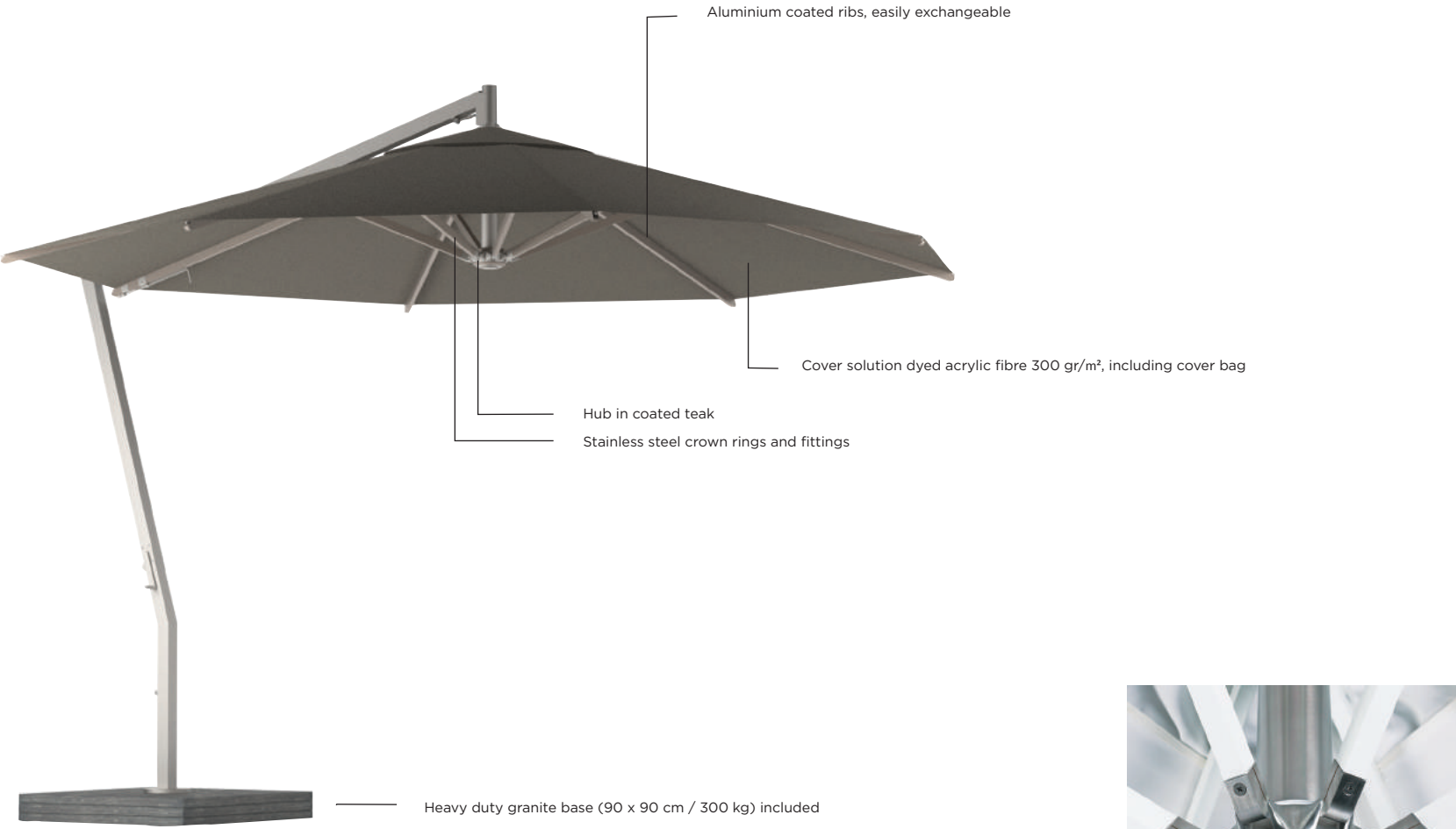
SHADY X-CENTRIC		Ref: SHAX...
	0,20 m³ - STANDARD GRANITE BASE - OPTIONAL MOBILE BASE - ref: MOB X	
i	STAINLESS STEEL POLE AND TEAK RIBS	



		STAINLESS STEEL POLE + TEAK RIBS		EP STAINLESS STEEL POLE + TEAK RIBS		 28,0 Kg 31,0 Kg
*TEXTILE	 Ø 4,0 3 x 4					
		SHAX 40 ...*		SHAX 40 EP ...*		
		•		•		
		SHAX 40R ...*		SHAX 40R EP ...*		
		•		•		
* COVER COLOURS TEXTILE						
... WU	... EU	... BU	... ROU	... MU	... CAU	... FOU ... ZU


SHADY X-CENTRIC SPECIFICATIONS

SHADY X-CENTRIC		Ref: SHAX...
	0,20 m³ - STANDARD GRANITE BASE - OPTIONAL MOBILE BASE - ref: MOB X	
i	UMBRELLA WITH STAINLESS STEEL POLE AND COATED ALUMINIUM RIBS	



		COATED ALU. + STAINLES STEEL		COATED ALU. + EP STAINLES STEEL				COATED ALU. + STAINLES STEEL		COATED ALU. + EP STAINLES STEEL		 28,0 Kg 31,0 Kg 28,0 Kg 31,0 Kg
 Ø 4,0 3 x 4	TEXTILE											
			SHAX 40 WW	SHAX 40 EPWW				SHAX 40 CC	SHAX 40 EPCC	SHAX 40 BB	SHAX 40 EPBB	
			•	•				•	•	•	•	
			SHAX 40R WW	SHAX 40R EPWW				SHAX 40R CC	SHAX 40R EPCC	SHAX 40R BB	SHAX 40R EPBB	
			•	•				•	•	•	•	
 Ø 4,0 3 x 4	BATYLINE		SHAX 40 TWW	SHAX 40 EPTWW				SHAX 40 TCC	SHAX 40 EPTCC	SHAX 40 TBB	SHAX 40 EPTBB	
			•	•				•	•	•	•	
			SHAX 40R TWW	SHAX 40R EPTWW				SHAX 40R TCC	SHAX 40R EPTCC	SHAX 40R TBB	SHAX 40R EPTBB	
			•	•				•	•	•	•	

UMBRELLA BASE SPECIFICATIONS



Black granite

- CEY V 70 BP: •


54 kg



Polished stainless steel tube

ø 65

- CEY T 65 IP: •
- CEY T 65 IPEP: •



Black granite

- CEY V 70 RG: •


43 kg



Polished stainless steel tube

ø 65

- CEY T 65 IP: •
- CEY T 65 IPEP: •



Polished stainless steel

- CEY V 70 IP: •
- CEY V 70 IPEP: •

34 kg



Polished stainless steel tube

ø 65

- CEY T 65 IP: •
- CEY T 65 IPEP: •



Stainless steel - for CEY V 70 IP

- CEY V W: •



Polished stainless steel - for CEY V 70 BP & CEY V 70 G

- CEY V X EP: •




Long polished stainless steel tube - for OZN 130 HLS & OZN 160 HLS

ø 65

- CEY T 65 IPL: •
- CEY T 65 IPLEP: •

MOBY BASE SPECIFICATIONS




MOB 65: •

MOB 65 EP: •

FEATURES

- Brushed stainless steel body
- Nylon wheels and detachable handle for moving around on the terrace
- To be filled with gravel for added weight
- Polished stainless steel tube included

23 kg + balast



MOBY X-CENTRIC BASE (ONLY FOR SHADY X-CENTRIC)



StSt

MOB X: •

MOB X EP: •

ALU W

MOB X W: •

ALU C

MOB X C: •

ALU B


MOB X B: •

188 kg

PRICE SUPPLEMENT ON UMBRELLA PRICE

FEATURES

- Stainless steel or coated aluminium cover
- Nylon wheels and detachable handle for moving around on the terrace
- Concrete weights included



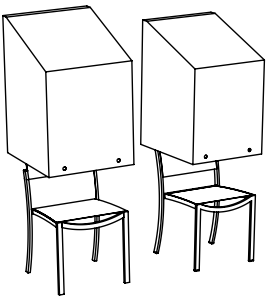
OUTDOOR COVERS

100% POLYESTER EVA COATED WATERPROOF FABRIC, WEIGHT: 200GR/M² COLOR: CAU

CHAIR COVERS

REF: ODC ... + COVER
ITEM REF.

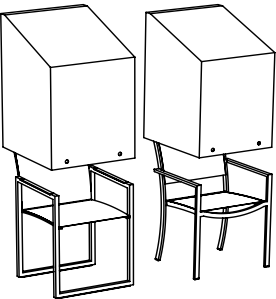
example: OZN47



ARMCHAIR COVERS

REF: ODC ... + COVER
ITEM REF.

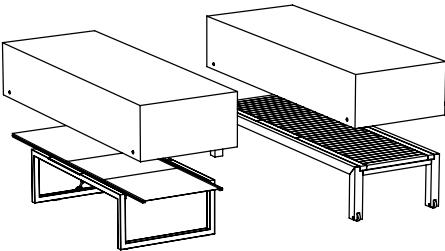
example: OZN55



LOUNGER COVERS

REF: ODC ... + COVER
ITEM REF.

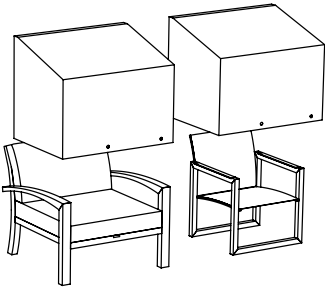
example: OZN195



RELAX CHAIR COVERS

REF: ODC ... + COVER
ITEM REF.

example: NNX77



LOUNGE COVERS (TAILOR MADE)

REF: ODC ... + COVER: element ±80cm
(ITEMS)

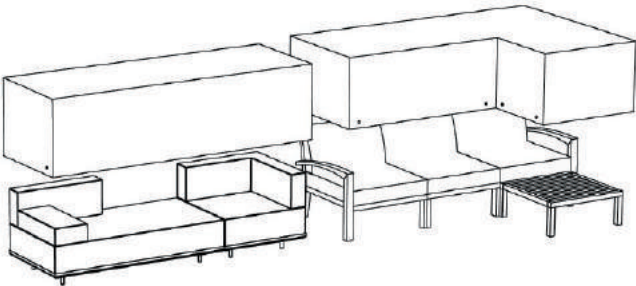
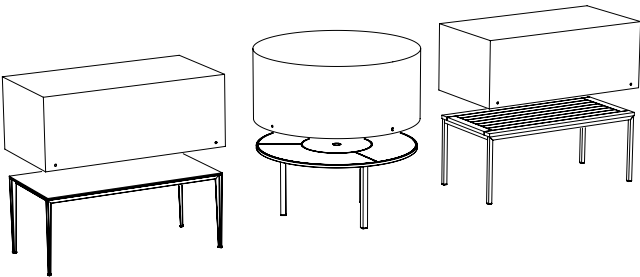


TABLE COVERS (TAILOR MADE) - PRICE ON DEMAND

REF: ODC ... + COVER: price on demand
ITEM REF.



FOR EVERY ORDER A CLEAR SKETCH OF YOUR COMBINATION IS REQUIRED

MAINTENANCE SETS

TEAK SET

4x TEAK CLEANER
3x TEAK SEALER
3x TEAK PROTECTOR

REF: TEAKMAINSET



4x

3x

3x

STAINLESS STEEL SET

5x STAINLESS STEEL HEAVY DUTY CLEANER
3x STAINLESS STEEL PROTECTOR
2x BATYLINE & FIBRE CLEANER

REF: SSMAINSET



2x

5x

3x

MAINTENANCE PRODUCTS

TEAK

TEAK CLEANER

POWERFUL CLEANER:
for removal of all stains and dirt on teakwood

REF: TEAC - 500ML



TEAK SEALER

Long-term protection against
weathering and graying

REF: TEAS - 500ML



TEAK RENOVATOR

Restoration of discoloured teak

REF: TEAR - 500ML



TEAK PROTECTOR

TEAK PROTECTOR:
Protects against moisture and dirt

REF: TEAPR - 500ML



NO STAIN

No stain

REF: NST - 500ML



WOOD OIL

Protecting and anti-weathering oil

COLOUR TEAK - REF: MHOT - 250ML
COLOUR GREY - REF: MHOG - 250ML



STAINLESS STEEL

STAINLESS STEEL CLEANER

Stainless steel cleaner

REF: SSC - 500ML



STAINLESS STEEL HEAVY DUTY CLEANER

Stainless steel polish

REF: SSHC - 500ML



STAINLESS STEEL PROTECTOR

Stainless steel protector / renewer: Cleans & protects

REF: SSP - 500ML



BATYLINE® & FIBRE CLEANER

Batyline® & Coaxxs® cleaner


REF: BFC - 500ML



You can find more information about our maintenance products in our maintenance catalogue
www.royalbotania.com/maintenance

MATERIALS & FABRICS

CERAMIC



REF: ...WUM



REF: ...PG




REF: ...BS



REF: ...CL



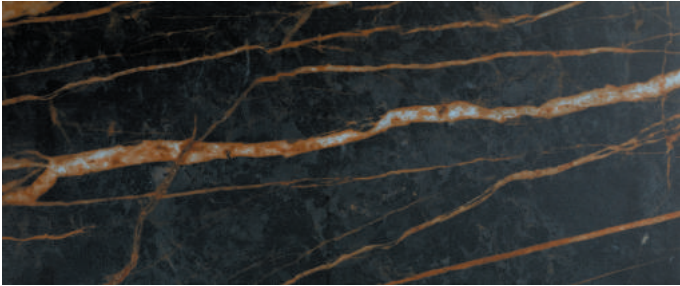
REF: ...ZUM



REF: ...TR



REF: ...TG




REF: ...VB

The table tops are made from natural material which means small color gradations can occur. This is typical to ceramic which makes each table unique.

ENAMELED LAVA STONES

Lava stones coated with an enamel glaze, and heated at a very high temperature. The advantage of this material are a wide range of colour opportunities. The enameled lava stones are waterproof and easy to clean. Also very resistant to all weather conditions.



REF: ...PEARL




REF: ...JADE



REF: ...MOON




REF: ...LAVA



REF: ...SLATE

STAINLESS STEEL





Stainless steel is a ferrous alloy with increased corrosion resistance due to the addition of chrome and nickel. Chlorine, the greatest enemy of RFS, can cause a type of corrosion known as “pitting”. For this reason, it is recommended that in coastal locations the metal be given a surface as smooth as possible in order to further increase its resistance to corrosion. The furniture frames of the Wave is supplied with an electropolished finish as standard. For the Ninix and O-Zon ranges we recommend the optional electropolishing treatment of the frame if it is to be used in a corrosive environment.






TEAK

As Royal Botania never compromises on quality, only carefully selected mature teakwood is used in our products. All of it harvested in strict accordance with our environmental policies. Teak wood is produced by the Tectona Grandis and the wood’s renowned durability is due to its high content of natural oils. The limited absorption of moisture protects the wood from warping and gives it enormous stability. In addition, the wood is highly resistant to attacks by pests. It is because of these qualities, as well as its exceptionally attractive hue and structure, that teak is widely considered “the noblest of all wood types”. Soil and climate conditions have a significant impact on the quality of the wood, and as such, only the Indonesian plantation wood has the same superior qualities as wood harvested from the Golden Triangle: the Laos, Myanmar and Thailand region. Only wood that has fully matured possesses the much valued qualities of great stability and moisture resistance. Mature wood is ready to be felled after 75 to 80 years.

DECORATIVE CUSHION SPECIFICATIONS

	PIL 40 MRS: • (CAT. A) PIL 40 MRS: • (CAT. B) PIL 40 MRS: • (CAT. C)		PIL 45 MRS: • (CAT. A) PIL 45 MRS: • (CAT. B) PIL 45 MRS: • (CAT. C)
40 x 40 CM 15 X 15 INCH		45 x 45 CM 17 X 17 INCH	
	PIL 53 MRS: • (CAT. A) PIL 53 MRS: • (CAT. B) PIL 53 MRS: • (CAT. C)		PIL 64 MRS: • (CAT. A) PIL 64 MRS: • (CAT. B) PIL 64 MRS: • (CAT. C)
50 x 30 CM 19 X 11 INCH		60 x 40 CM 23 X 13 INCH	


CATEGORY A FABRICS - ACRYLIC

WHITE BASIC REF: WU - CAT.: A - ACRYLIC 	ECRU BASIC REF: EU - CAT.: A - ACRYLIC 	CAPPUCCINO BASIC REF: CAU - CAT.: A - ACRYLIC 
ROCK BASIC REF: ROU - CAT.: A - ACRYLIC 	CHOCOLAT BASIC REF: CHU - CAT.: A - ACRYLIC 	BLACK BASIC REF: ZU - CAT.: A - ACRYLIC 
LIGHT BLUE UNI REF: LBU - CAT.: A - ACRYLIC 	PISTACHE UNI REF: PTU - CAT.: A - ACRYLIC 	TANGERINE UNI REF: TGU - CAT.: A - ACRYLIC 


As only the best is good enough, all Royal Botania textiles are woven of 100% solution-dyed acrylic fibre; your guarantee for optimal water -and UV resistance, and of course many years of premium comfort.

CATEGORY B FABRICS - ACRYLIC & POLYPROPYLENE

DESERT STONE FLAX
REF: DSF - CAT.: B - ACRYLIC




SNOW WHITE
REF: WUS - CAT.: B - POLYPROPYLENE




LINEN DOT
REF: NLD - CAT.: B - POLYPROPYLENE



GREY DOT
REF: NGD - CAT.: B - POLYPROPYLENE



FROST LINEN
REF: FL - CAT.: B - POLYPROPYLENE




FEATHER FLAX
REF: FF - CAT.: B - ACRYLIC




WHITE TWIN
REF: WUT - CAT.: B - POLYPROPYLENE




LINEN UNI
REF: LNU - CAT.: B - POLYPROPYLENE




NATURAL SILVER DOT
REF: NSD CAT.: B - POLYPROPYLENE



GREY STRIPE
REF: GS - CAT.: B - POLYPROPYLENE




STONE FLAX
REF: SF - CAT.: B - ACRYLIC




WHITE DOT
REF: NWD - CAT.: B - POLYPROPYLENE




LINEN CHEVRON
REF: LNC - CAT.: B - POLYPROPYLENE



NATURAL FONDANT DOT
REF: NFD - CAT.: B - POLYPROPYLENE




CHARCOAL DOT
REF: NCD - CAT.: B - POLYPROPYLENE




CATEGORY B FABRICS - ACRYLIC & POLYPROPYLENE

ELECTRIC BLUE FLAX
REF: EBF - CAT.: B - ACRYLIC




DARK BROWN TWIN
REF: DBT - CAT.: B - POLYPROPYLENE




BROWN TWIN
REF: BRT - CAT.: B - POLYPROPYLENE



YELLOW TWIN
REF: YET - CAT.: B - POLYPROPYLENE



BROWN HEAVY
REF: BRH - CAT.: B - POLYPROPYLENE




MARBLE FLAX
REF: MAF - CAT.: B - ACRYLIC




LINEN TWIN
REF: LNT - CAT.: B - POLYPROPYLENE




BLUE TWIN
REF: BT - CAT.: B - POLYPROPYLENE




ORANGE TWIN
REF: ORT - CAT.: B - POLYPROPYLENE




BLUE HEAVY
REF: BH - CAT.: B - POLYPROPYLENE



MARBLE DOT
REF: MAD - CAT.: B - POLYPROPYLENE




CAPPUCCINO TWIN
REF: CAT - CAT.: B - POLYPROPYLENE




BLACK TWIN
REF: ZUT - CAT.: B - POLYPROPYLENE



SIENNA HEAVY
REF: SIH - CAT.: B - POLYPROPYLENE




PITCH BLACK HEAVY
REF: ZUPH - CAT.: B - POLYPROPYLENE




100% polypropylene. Water and oil repellent.

CATEGORY C FABRICS ACRYLIC & POLYPROPYLENE


WHITE LINEN
REF: WUL - CAT.: C - POLYPROPYLENE




ORANGE DOT
REF: ORD - CAT.: C - POLYPROPYLENE




LIGHT BLUE TWIN
REF: LBT - CAT.: C - POLYPROPYLENE




PISTACHE DOT
REF: PTD - CAT.: C - POLYPROPYLENE



YELLOW CROSS
REF: YEC - CAT.: C - POLYPROPYLENE




ORANGE CHEVRON
REF: ORC - CAT.: C - POLYPROPYLENE




ICE BLUE CROSS
REF: IBC - CAT.: C - POLYPROPYLENE



PISTACHE TWIN
REF: PTT - CAT.: C - ACRYLIC




ORANGE STRIPE
REF: ORS - CAT.: C - POLYPROPYLENE



LIGHT BLUE DOT
REF: LBD - CAT.: C - POLYPROPYLENE



ICE BLUE
REF: IB - CAT.: C - POLYPROPYLENE



NIGHT BLUE
REF: NB - CAT.: C - ACRYLIC




CATEGORY B + C LAMINATED FABRICS - ACRYLIC

FROST LINEN LAMINATED
REF: FLL - CAT.: B - ACRYLIC




MARBLE FLAX LAMINATED
REF: MAFL CAT.: C - ACRYLIC



TUXEDO LINEN LAMINATED
REF: TULL - CAT.: B - ACRYLIC



DESERT STONE FLAX LAMINATED
REF: DSFL CAT.: C - ACRYLIC




FIBERS

FIBER JIVE COLLECTION



FIBER TWIST COLLECTION



Olefin fibre is a synthetic fibre made from polyethylene. The advantage of this fibre is its strength, colour fastness and comfort. Also it is very resistant to staining and different weather conditions.

FIBER SAMBA COLLECTION




FIBER VITA COLLECTION




FIBER TUSKANY COLLECTION




WHITE
REF: WU



CAPPUCCINO
REF: CAU




BLACK
REF: ZU




WHITE (FOR NNX(L) - OZN - WV)
REF: WUC




ECRU
REF: EU




BROWN
REF: BRU




TURQUOISE
REF: TQF




BLACK (FOR NNX(L) - OZN - WV)
REF: ZUC




PEARL GREY
REF: PG



BRONZE
REF: BR



ORANGE
REF: ORU



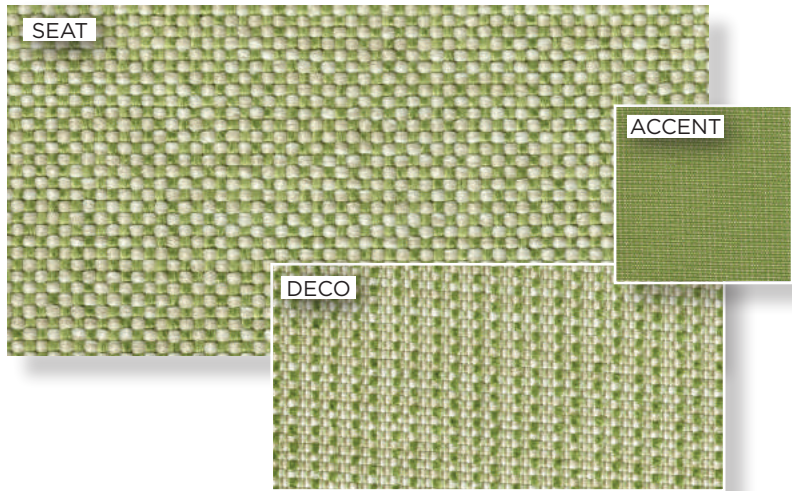
The slings on metal framed chairs and loungers are made of Batyline® fabrics, a woven polyester fibre protected by a PVC coating. This coating guarantees exceptional resistance to climatic conditions and UV exposure. The fact that there is no moisture absorption results in quick-drying action, little sensitivity to staining, and simplicity in cleaning.

COLOR THEMES

Let these moods guide you through our complete fabric collection to create your perfect outdoor living experience


COLOR THEMES

GREEN 1




SEAT: PISTACHE DOT - ref: PTD
DECO: PISTACHE TWIN - ref: PTT
ACCENT: PISTACHE UNI - ref: PTU

YELLOW 1



SEAT: YELLOW CROSS - ref: YEC
DECO: FEATHER FLAX - ref: FF
ACCENT: YELLOW TWIN - ref: YET


ORANGE 1



SEAT: ORANGE CHEVRON - ref: ORC
DECO: ORANGE DOT - ref: ORD
ACCENT: ORANGE TWIN - ref: ORT


COLOR THEMES

ORANGE 2




SEAT: ORANGE STRIPE - ref: ORS
DECO: SIENNA HEAVY - ref: SIH
ACCENT: TANGERINE UNI - ref: TGU

BLUE 1



SEAT: LIGHT BLUE DOT- ref: LBD
DECO: LIGHT BLUE TWIN - ref: LBT
ACCENT: LIGHT BLUE UNI - ref: LBU


BLUE 2



SEAT: ICE BLUE CROSS - ref: IBC
DECO: ICE BLUE - ref: IB


COLOR THEMES

BLUE 3




SEAT: NIGHT BLUE - ref: NB
DECO: ELECTRIC BLUE FLAX - ref: EBF
ACCENT: BLUE TWIN - ref: BT

GREY 1



SEAT: NATURAL SILVER DOT - ref: NSD
DECO: GREY STRIPE - ref: GS
ACCENT: ROCK BASIC - ref: ROU

GREY 2



SEAT: CHARCOAL DOT - ref: NCD
DECO: STONE FLAX - ref: SF
ACCENT: GREY DOT - ref: NGD

COLOR THEMES

WHITE 1




SEAT: WHITE LINEN - ref: WUL
DECO: WHITE DOT - ref: NWD

WHITE 2



SEAT: SNOW WHITE - ref: WUS
DECO: WHITE BASIC - ref: WU
ACCENT: WHITE TWIN - ref: WUT


BLACK 1



SEAT: PITCH BLACK HEAVY - ref: ZUPH
DECO: BLACK BASIC - ref: ZU
ACCENT: BLACK TWIN - ref: ZUT


COLOR THEMES

TAUPE 1




SEAT: LINEN UNI - ref: LNU
DECO: CAPPUCCINO BASIC - ref: CAU
ACCENT: LINEN TWIN - ref: LNT

TAUPE 2



SEAT: LINEN CHEVRON - ref: LNC
DECO: LINEN DOT - ref: NLD
ACCENT: CAPPUCCINO TWIN - ref: CAT


TAUPE 3



SEAT: NATURAL FONDANT DOT - ref: NFD
DECO: TUXEDO LINEN LAMINATED - ref: TULL
ACCENT: FROST LINEN - ref: FL


COLOR THEMES

BROWN 1




SEAT: MARBLE DOT - ref: MAD
DECO: MARBLE FLAX - ref: MAF
ACCENT: CHOCOLAT BASIC - ref: CHU

BROWN 2



SEAT: BROWN TWIN - ref: BRT
DECO: DESERT STONE FLAX - ref: DSF
ACCENT: BROWN HEAVY - ref: BRH



ASK YOUR DEALER FOR THE COMPLETE NARA CATALOG

WWW.ROYALBOTANIA.COM





GARDEN BENCH Ref: NAR210



TEAK	
TK	
	NAR210
	•
	CUSHIONS
	PILNAR210RS...
CAT. A	•
CAT. B	•

LOUNCHE BENCH Ref: NAR265



TEAK	
TK	
	NAR265
	•
	CUSHIONS
	PILNAR265RS...
CAT. A	•
CAT. B	•

TABLE Ref: NAR250



TEAK + CERAMIC	
TK TG	
	NAR250
	•

DINING CHAIR Ref: NAR55



TEAK	
TK	
	NAR55
	•
	CUSHIONS
	PILNAR55RS...
CAT. A	•
CAT. B	•

CHAIR Ref: NAR53



TEAK	
TK	
	NAR53
	•
	CUSHIONS
	PILNAR53RS...
CAT. A	•
CAT. B	•

LOUNCHE CHAIR Ref: NAR77



TEAK	
TK	
	NAR77
	•
	CUSHIONS
	PILNAR77RS...
CAT. A	•
CAT. B	•

LOUNGER Ref: NAR195



TEAK	
TK	
	NAR195
	•
	CUSHIONS
	PILNAR195RS...
CAT. A	•
CAT. B	•

LOW TABLE Ref: NAR150T



TEAK + CERAMIC	
TK TG	
	NAR150T
	•

LOW SIDE TABLE Ref: NAR40T



TEAK	
TK	
	NAR40T
	•

LOW SIDE TABLE Ref: NAR60T



TEAK	
TK	
	NAR60T
	•



ASK YOUR DEALER FOR THE COMPLETE ROYAL BOTANIA
OUTDOOR LIGHTING CATALOG

WWW.ROYALBOTANIA.COM





1011



1021



1031



1121



1131




1141



1041



1051



1061



1151



1161




1171



1071




1081



1181



1191



1011 PRATO 1021 LOG 1031 Q-BIC 1041 DOME 1051 CLUB 1061 COBRA 1071 RUSTY 1081 OMEGA 1091 BEAMY 1101 SPIKY LOUNGE 1111 ELLIPSE 1121 DOME 1131 LOG 1141 TWIN 1151 DOME 1161 Q-BIC 1171 NORTHPOLE 1181 3D 1191 DOME 1201 DOME



1091



1101



1111



1201

DECORATIVE LIGHTING COLLECTION

TRISTAR	
	124, 126-127



ROPY	
	48-49



DOME SMALL	Ref:
	12-13, 14-15, 17-18, 120-121, 323



DOME MOVE	
	12-13, 323



CLUB LOUNGE	
	76, 153



GLOW	
------	--



FOR TECHNICAL INFORMATION AND PRICES PLEASE CONSULT OUR LIGHTING CATALOG & SPECS 2019





FOR A SELECTION OF HOTELS AND
RESTAURANTS FURNISHED WITH
ROYAL BOTANIA OUTDOOR PRODUCTS,
PLEASE REFER TO

WWW.ROYALBOTANIA.COM



1011 CONDO, CHICAGO
1021 MIRAMONTI HOTEL, ITALY
1031 THERMES MARINS MONTE-CARLO
1041 SCHWARZER ADLER, KITZBÜHEL,
AUSTRIA 1051 HOTEL W, SINGAPORE



1011



1061



1071



1021



1031

1011 CARLTON HOTEL SANKT MORITZ, SWITZERLAND
1021 OCEAN EMERALD SUPER YACHT
1031 GRAND HOTEL KEMPINSKI, GENEVA
1041 TSEUNG KWAN O AREA 56, HONG KONG
1051 MIRAMONTI HOTEL, ITALY
1061 HET ROODE KOPER, THE NETHERLANDS
1071 LES THERMES MARINS, MONACO
1081 HET ROODE KOPER, THE NETHERLANDS
1091 HOTEL W, SINGAPORE
1101 HOTEL RIBERACH, PERPIGNAN



1081




1041



1051

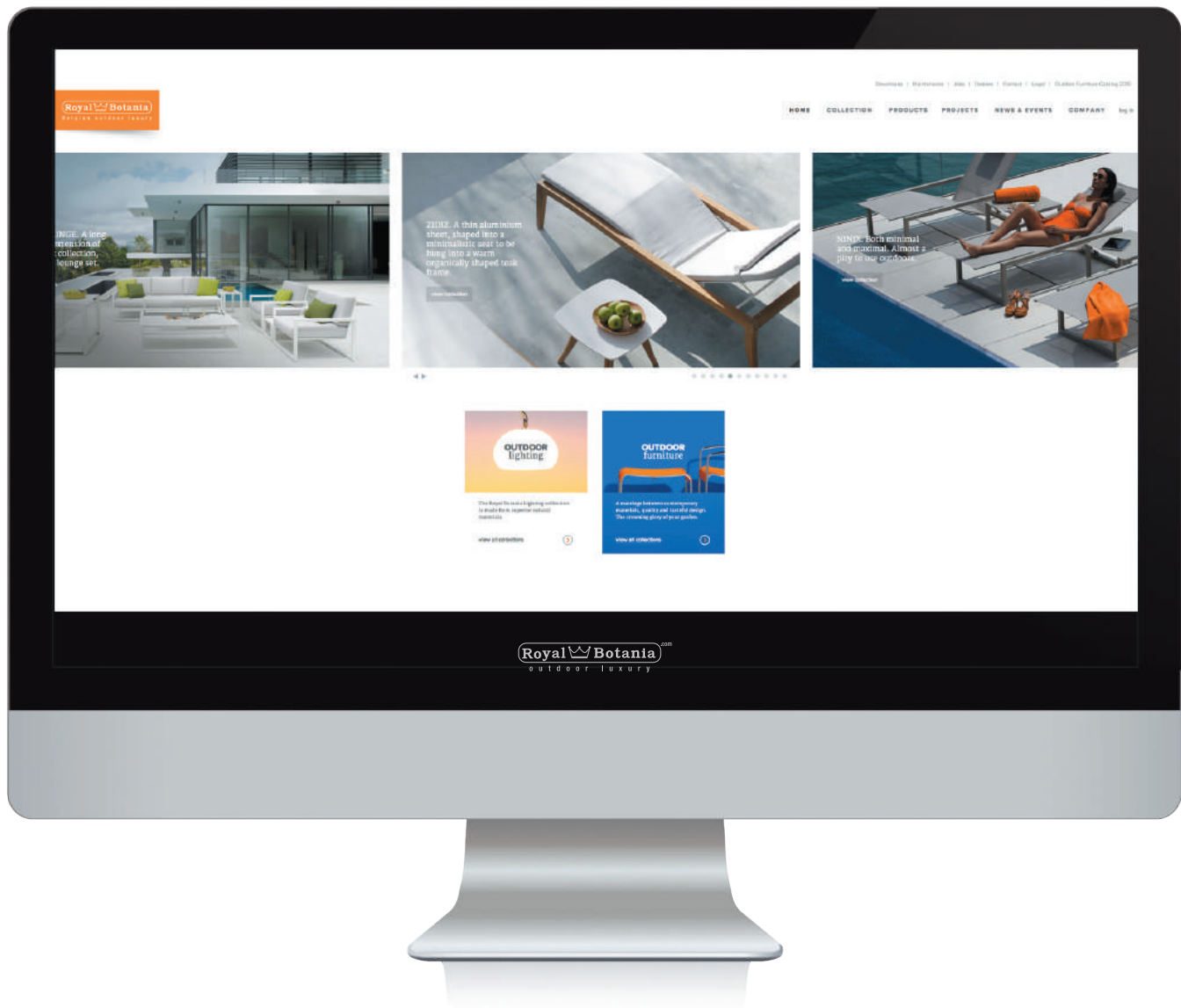


1091



1101

OUTDOOR LUXURY OUTDOOR LIGHTING



WWW.ROYALBOTANIA.COM

NO PRICE - CM/INCH

